

TouchStoneLights.com



Enjoy Your Nighttime More.



Enjoy your home and outdoors at nighttime to the fullest with TouchStone Accent Lighting.

TouchStone premium quality 12 volt LED outdoor lighting fixtures feature clean design styling that accents your home or business with energy efficient, warm white, in-direct lighting effects while providing creative, safety, security and beauty every night.

For over 25 years TouchStone has been manufacturing premium quality 12 volt landscape light fixtures while providing creative design and professional installation services.

Our complete line of lighting fixtures can uniquely illuminate your home or business like you never imagined! With our design help, we can help make your outdoor more enjoyable and be the most used enjoyed lighting in your home.




Choose from a wide selection of natural metals and powder coat colors to best match your landscape theme. All powder coated fixtures feature solid brass, stainless steel or aluminum housings so they are guaranteed to never rust.



The TouchStone Indoor Lighting Lab



 TouchStone fixtures are designed, finished and assembled in Long Lake, Minnesota, USA.

Enjoy Your Outdoors More.

Garden & Walkway series Coppertino, Del Otero, Commino, Loe , Zumbra, MAXWELL, Centino	3
Flood series Super MiniFlood , MiniFlood , SmallFlood , BrassFlood , PARFlood , WideFlood , MAXFlood	21
Hardscape series Hardscape Well, Adjustable Well, BulletHS , LEDGE	29
Outdoor Living series Post Pipe, Dakota, FENCE Sconce , Hanging Copper BistroCafe , Light My Grill, Moon, Cap, Strip Light	35
Water series SNAIL , WaterStik, Aquatino, Brass Submersible	47
Shadow Bollards	51
Commercial Fixture series CB636 Bollard, Kennel and Chain Link Perimeter Lighting	52
Transformers	53
Timers, Cables, Connectors & Accessories	54
Replacement Parts	55
LEDs MR8, MR11, MR16, PAR36, Miniature	55
Flood ACCESSORIES	58
SunTino Garden & Flood Lights	59
H2 Solar Dock & Canopy Lights	61
Alley Cat Solar Security Lights	62




Walkways and Sidewalks



Stairways



Flower Gardens



Steps

COPPERTINO series

E N J O Y Y O U R O U T D O O R S M O R E

Extend your living space outdoors with TouchStone's Coppertino series fixtures. We design all of our Coppertino fixtures to "crop" or hide the source of the light to softly downlight walkways, landscapes and gardens with no light pollution. The Coppertino is available in your choice of copper, stainless-steel black patina, 7 earth tone powder coat finishes or RustSteel to best match your home and landscape.

G384 series Coppertino



Great For

Garden Lighting | Walkway Lighting | Accenting Boulders & Landscapes

Features


- 12 volt AC/DC
- Changeable 2w, 2700K, G4, Ceramic **LED**
- Housing options: copper, stainless-steel/powder coat or RustSteel
- Stainless-steel fasteners
- 7" SuperStake
- 24" 18/2 fixture leads
- Solid aluminum riser boot with dual set screws
- Casts up to 15 ft. dia. of light
- Horizontal mounted LED, no light pollution
- GX5.3 bi-pin porcelain lamp socket
- Accepts 1/2" NPT hardware
- 3 year warranty LED
- Lifetime housing warranty
- Made in U.S.A. 



Includes 2 watt Ceramic **LED**
2700K warm white, 180 lumen



- Dimensions 4" dia. hood, x 3/8" x 24" tall riser stem



Copper



SandStone



RustSteel



BlackTex

Sleek and simple styling casts up to 15 ft. dia. of light. One-piece construction requires no assembly. Features our "Off-set/Open face" design for greater downward illumination and no light pollution. Removable riser boot allows for optional riser heights. Available in raw copper, stainless-steel, stainless with powder coat with aluminum riser boot (limited-lifetime warranty), steel with Rust/Steel finish (10 year limited warranty) or the extra heavy-duty G484**HD** Copper featuring a 1/2" and 28" riser stem that casts up 22 ft. dia. of light. Excellent for flower gardens, the G384/ADJ series adjusts from 24 to 48" tall.

Great For

Garden Lighting | Walkway Lighting | Accenting Boulders & Landscapes

Coppertino G384 series



G384C
Copper/C
\$229.95


G484CHD
\$269.95



Copper

G384C/ADJ
\$299.95

Adjusts
24" - 48"
tall



BronzeTex/BZT
\$209.95



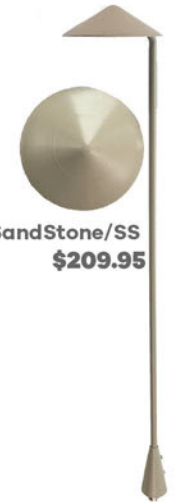
BlueStone/BS
\$209.95



Oil Rubbed
Bronze/ORBZ
\$209.95




MockRock/MR
\$209.95



SandStone/SS
\$209.95



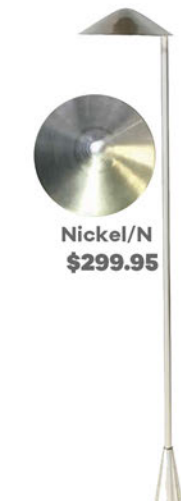
RedRock/RR
\$209.95




Stainless Steel
BlackPatina/
BSST
\$199.95



RustSteel/RS
\$159.95



Nickel/N
\$299.95



BlackTex/BK
\$209.95



Includes 2 watt Ceramic **LED**
2700K warm white, 180 lumen



\$209.95



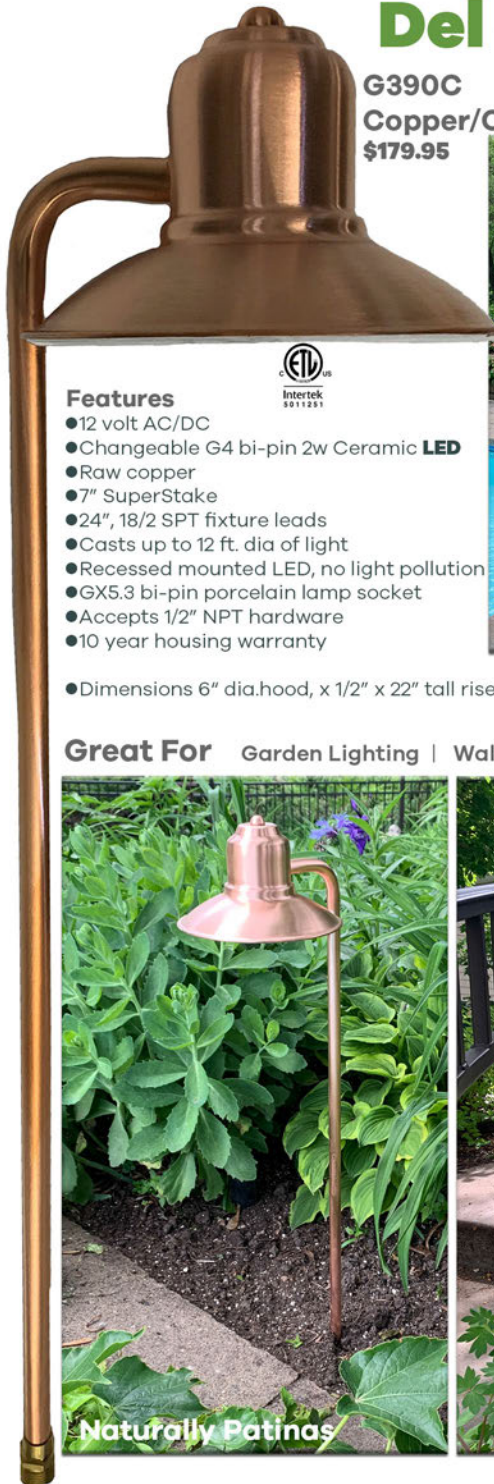
Lemon Blueberry Apple Lime Orange



Made in USA


Del Otero G390 series

G390C
Copper/C
\$179.95



Features

- 12 volt AC/DC
- Changeable G4 bi-pin 2w Ceramic **LED**
- Raw copper
- 7" SuperStake
- 24", 18/2 SPT fixture leads
- Casts up to 12 ft. dia of light
- Recessed mounted LED, no light pollution
- GX5.3 bi-pin porcelain lamp socket
- Accepts 1/2" NPT hardware
- 10 year housing warranty



● Dimensions 6" dia.hood, x 1/2" x 22" tall riser stem

G4LED

premium 2 watt Ceramic **LED**
ip65, 2700K warm white, 180 lumen



Great For Garden Lighting | Walkway Lighting



Naturally Patinas



Classic nautical styling casts up to a 12-ft. diameter of light. One-piece construction requires no assembly. Features our "Off-set/Open face" design for greater downward illumination, easier lamp replacement and no light pollution.




Walkways



Boulder Outcroppings



Stairways



Steps

COMMINO series

GET THE MOST OUT OF YOUR LANDSCAPE


TouchStone's Commino series garden and walkway fixtures are taller and cast light on top of plants and objects to create more downward and larger diameters of light. Our solid aluminum riser boots provide a lower center of gravity for superior fixture stability and can be custom cut if desired.

Commino G486 series

Great For

Flower Gardens | Walkway Lighting | Accenting Boulders

Features

- 12 volt AC/DC
- Changeable ip65, 3w, 2700K, G4 Ceramic **LED**
- Housing options: copper, stainless-steel/ powder coat or RS/RustSteel
- Stainless-steel fasteners
- 7" SuperStake
- 24" fixture leads
- Solid aluminum riser boot
- Casts up to 22ft. dia of light
- Horizontal mounted LED, no light pollution
- GX5.3 bi-pin porcelain lamp socket
- Accepts 1/2" NPT hardware
- 3 year warranty LED
- Lifetime housing warranty, 10 year RS series
- Made in U.S.A. 
- Dimensions 6" dia. hood, 5/8" x 28" tall



C/Copper



Intertek
5011251

standard 3 watt Ceramic **LED**, 4 watt optional

Casts up to 22ft. dia. of light. Recommended spacing: 20'-30'



C/Copper



BZT/BronzeTex



BKTX/BlackTex

Durable and inconspicuous, the Commino is an excellent choice for illuminating larger landscape areas, boulders and taller plants. Features our exclusive "Off-set/Open face" design for greater downward illumination and no light pollution. Features interchangeable LEDs for maximum nighttime effects and design flexibility.



G486C
Copper/C
\$284.95

Made in USA 



**Natural Metal Finish and
Powder Coat Color Options**



Nickel/N
\$564.95



BlueStone/BS
\$232.95



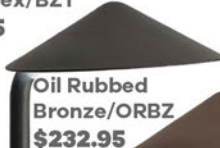
MockRock/MR
\$232.95



SandStone/MR
\$232.95



BronzeTex/BZT
\$232.95



**Oil Rubbed
Bronze/ORBZ**
\$232.95



RedRock/RR
\$232.95



RustSteel/RS
\$195.95



**Stainless Steel
BlackPatina/
BSST**
\$209.95



Includes 3 watt Ceramic **LED**
2700K warm white, 220 lumen
4 watt Ceramic **LED** upgrade **\$2.30**

The **Loo**

GL246 Modern Outdoors
series

Great For

Walkways, Steps and Landscapes

The new contemporary **Loo** series is the perfect choice for modern landscapes and homes. The USA made aluminum housing features machined aluminum end caps and coupler blocks to provide superior durability and styling. Available in 7 powder coat finishes to best match your exterior.

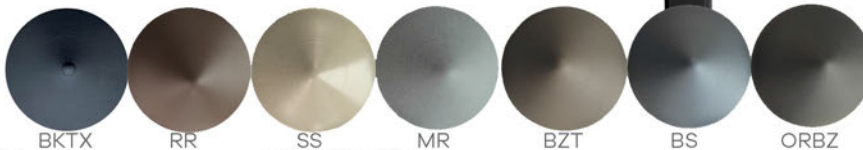


GL246 Features

- 12 volt AC/DC
- G4, 2w Ceramic **LED**, 2700K
- Clear poly lens
- Stainless-steel fasteners
- 6063 Aluminum housing
- Aluminum end cap, coupler block & riser
- 36", 18/2 SPT fixture leads
- 7" SuperStake
- Optional End Glow End Cap
- 3 year warranty LED
- Lifetime housing warranty
- Dimensions 2"x 1" x 24" tall x 6" long



2w Ceramic **LED**



ACCENT LIGHTING
TOUCHSTONE



model 9578 series

15ft. - 20ft. recommended spacing

ZUMBRA series

THE POSSIBILITIES ARE ENDLESS

The Zumbra series is available in 2 different hood sizes, 7" dia. for walkways, gardens and landscapes and, the larger 9.5" dia. for larger landscape areas and taller garden plants and flowers.

**GC778
GC9578HD**
series

Zumbra

Features

- 12 volt AC/DC
- Interchangeable G4 bi-pin 3 or 4 watt LED Alumi**LED**
- Raw copper with raw brass finial & yoke
- Optional 7 powder coat finishes-BKTX, ORBZ, MR, RR, BS, SS & BZT
- Stainless-steel fasteners
- 7" SuperStake
- 24", 18/2 SPT fixture leads
- Adjustable riser boot
- Casts up to 18ft. dia of light
- Sealed lens housing
- Tool-less hood removal
- GX5.3 bi-pin porcelain lamp socket
- Accepts 1/2" NPT hardware
- 3 year warranty LED
- Lifetime housing warranty



● Dimensions:


model GC778-7" dia. hood, 7/8" x 24" riser stem

model GC9578HD-9-1/2" di. hood, 7/8" x 32" riser stem

The Zumbra series durable copper and brass components ensure years of nighttime enjoyment! Interchangeable 3 or 4 watt LED Alumi**LED** for maximum nighttime effects and design flexibility.

Great For Lighting

Walkways | Landscapes & Gardens | Driveways



Earth Tone Color Options



GC778/C-MR
Copper/Brass/
MockRock
powder coat
\$219.95

GC9578/CHD
Copper/Brass
\$279.95
\$284.95
Powder Coated

GC778/C
Copper/Brass
\$199.95

● Optional
Pointed Finial Top

G4LED
3 watt LED
Alumi**LED**-std
2700K warm white,
280 lumen



4 watt LED
Alumi**LED**-optional
3000K warm white,
470 lumen



AGENCY LIGHTING
TOUCHSTONE



GC1125/RS

GC11125C/BZ



GC978/C



GC978/C and GC978/ADJ

LIGHT YOUR GARDENS TO THE MAX

MAXWELL series

Extra heavy-duty, yet subtle enough to create a stunning nighttime environment and enhance the beauty of any landscape or garden. The TouchStone **MAXWELL** series is the perfect choice for residential and commercial applications. The adjustable **MAXWELL** reaches to over 72" tall to bring vivid color into perennial gardens.

Maxwell 5 GC578 series


GC578/C
Raw Copper
\$199.95

GC578/RS
Steel
RustSteel
\$159.95

The heavy-duty Maxwell 578 series is a great choice for lighting low or no vegetation areas, walkways and landscapes. Versatile mounting accessories allow for our optional RubberMount® stakes. Features 3 watt interchangeable AlumiLED for maximum nighttime effects and design flexibility.

Features

- 12 volt AC/DC
- Interchangeable G4, 3w **AlumiLED**
- Raw copper, or RustSteel
- Stainless-steel fasteners
- 7" SuperStake
- 24", 18/2 SPT fixture leads
- Removable riser boot for custom fixture height options
- Casts up to 12ft. dia of light
- Tool-less hood removal
- GX5.3 bi-pin porcelain lamp socket
- Accepts 1/2" NPT hardware
- Lifetime housing warranty




- Dimensions 5" dia. hood, 7/8" x 18" tall riser stem



G4LED
3 watt LED **AlumiLED**-std
2700K warm white, 280 lumen

Great For

Perimeter Lighting | Walkway Lighting | Accenting Landscape Borders



Maxwell 9 GC978 series

Features


- 12 volt AC/DC
- Interchangeable G4 bi-pin 3w AlumiLED
- Raw copper, or RustSteel
- Stainless-steel set screws
- 7" SuperStake
- 24", 18/2 SPT fixture leads
- Removable riser boot for custom fixture height options
- Casts up to 20ft. dia of light
- Tool-less hood removal
- GX5.3 bi-pin porcelain lamp socket
- Accepts 1/2" NPT hardware
- 3 year warranty LED
- Lifetime housing warranty-copper, 10 year on RS series
- Dimensions 9" dia. hood, 7/8" x 28" tall riser stem

Choice of

3 watt LED AlumiLED-std
2700K warm white, 280 lumen

4 watt LED AlumiLED-optional
3000K warm white, 470 lumen

AlumiLED



GC978/C
Copper
\$269.95

GC978/RS
RustSteel
\$199.95

GC978/C
Adjustable
to 72" tall.
\$375.95



The heavy-duty Maxwell 978 series is a great choice for lighting in tall vegetated garden areas and large landscaped areas. Features changeable 3 watt or 4 watt LED AlumiLED for maximum nighttime effects and design flexibility. The GC978/C Adjustable series enables 48" - 72" maximum height for superior nighttime garden colors and effects.

Great For

Gardens | Walkways | Accenting Landscapes



GC978RS



GC978C



GC978C/Adjustable

Maxwell HD 11 GC1125 series

heavy duty

Features

- 12 volt AC/DC
- Interchangeable G4 bi-pin 4 watt AlumiLED
- Raw copper, or steel with RustSteel finish
- Stainless-steel fasteners
- Choice of 7" or 17" SuperStake
- 24", 18/2 SPT fixture leads
- Removable riser boot for custom fixture height options
- Casts up to 18ft. dia of light
- Tool-less hood removal
- GX5.3 bi-pin porcelain lamp socket
- Accepts 1/2" NPT hardware
- Lifetime housing warranty-copper, 10 year on RS series
- 3 year warranty LED

G4LED AlumiLED
4 watt LED AlumiLED
3000K warm white, 470 lumen



- Dimensions 11" dia. hood, 1-1/4" x 28" tall riser stem

Great For Commercial

Garden Lighting | Walkway Lighting

Designed for larger residential and commercial landscape and garden areas. The heavy-duty Maxwell 11 features a beefy 1-1/4" riser stem with an 11" diameter hood. The "clean" design of the Maxwell 11 fixture looks elegant in any landscape. Features tool-less hood removal for access to changeable hi-performance 4 watt LEDs.



GC1125RS



GC1125RS



GC1125C



GC1125/RS
Steel
RustSteel
\$223.95


GC1125/C
Raw Copper
\$299.95
Powder Coated
\$319.95



Earth Tone Color Options



ORBZ, MR, RR
BS, SS
BZT
BKTX



Black Patina



"Knotty Pine" Woody Centino


Centino series

BETTER | LIGHTED | WALKWAYS

TouchStone Centino series fixtures are constructed of machine spun aluminum yokes and risers with a heavy-duty stainless steel hood. Available with black patina or your choice of 6 earth tone powder coat finishes. All of our Centino series fixtures feature interchangeable premium quality LED bulbs.

Centino GC585F and GC586 series

Features

- 12 volt AC/DC
- Interchangeable G4 bi-pin 2w Ceramic **LED**
- Stainless steel hood, aluminum riser, finial & yoke
- 7 powder coat finishes or copper or S/S black patina
- Stainless-steel set screws
- 7" SuperStake
- 36", 18/2 SPT fixture leads
- Adjustable riser boot
- Casts up to 12ft. dia of light
- Sealed lens housing
- Tool-less hood removal
- GX5.3 bi-pin porcelain lamp socket
- Accepts 1/2" NPT hardware
- Lifetime housing warranty
- 3 year warranty LED
- Made in U.S.A. 

● Dimensions

GC586-6" dia. hood, 5/8" x 20" tall riser stem
GC585F-5" dia. hood, 5/8" x 20" tall riser stem



2 watt Ceramic **LED**
2700K warm white,
ip68, 180 lumen



**Tool-less
Top Removal**



The Centino series blends with any landscape setting. Perfect for illuminating walkways, steps and landscapes. Interchangeable 2 watt Ceramic **LED** for maximum nighttime effects and design flexibility.

Great For

Walkways | Landscapes & Gardens | Driveways



GC586

BKTX/BlackTex

GC585F

BKTX/BlackTex



BKTX/BlackTex



ORBZ/Oil Rub Bronze



BS/BlueStone



BZT/BronzeTex



MR/MockRock




SS/SandStone



RR/RedRock



BBST/Black Patina



C/Raw Copper

BZT/BronzeTex
Any powder coat color
\$189.95

BSST/Black patina
\$189.95

C/Raw copper
\$199.95

Centino **HD** GC1256 series

heavy duty

Features

- 12 volt AC/DC
- Changeable G4 bi-pin 2 watt Ceramic **LED**
- Stainless steel hood & riser with aluminum finial & yoke
- 7 EarthTone powder coat finishes
- Stainless-steel set screws
- 7" SuperStake
- 36", 18/2 SPT fixture leads
- Adjustable riser boot
- Casts up to 12ft. dia of light
- Sealed lens housing
- Tool-less hood removal
- GX5.3 bi-pin porcelain lamp socket
- Accepts 1/2" NPT hardware
- 3 year warranty LED
- Lifetime housing warranty
- Made in U.S.A. 

- Dimensions 6" dia. hood, 1-1/4" x 18" tall riser stem standard
- 24" tall riser stem optional
- 32" tall riser stem optional



2 watt Ceramic **LED**
2700K warm white,
180 lumen



\$199.95
Any powder coat color

MockRock

BZT/BronzeTex

EarthTone Powder Coat Colors

BKTX/
BlackTex



ORBZ/
Oil Rub
Bronze



BS/
BlueStone



BZT/
BronzeTex



MR/
MockRock



SS/
SandStone



RR/
RedRock



BBST/
Black
Patina
Stainless
Steel



Great For

Walkway Lighting | Landscape Lighting | Driveway Lighting




BronzeTex



BlackTex

WoodyCentino GC1256W Series

Features

- 12 volt AC/DC
- Interchangeable G4 bi-pin 2 watt Ceramic **LED**
- Stainless steel hood & riser with aluminum fennel & yoke
- 3 WoodTone options with black powder coat finishes
- Stainless-steel set screws
- 7" SuperStake
- 36", 18/2 SPT fixture leads
- Adjustable riser boot
- Casts up to 12ft. dia of light
- Sealed lens housing
- Tool-less hood removal
- GX5.3 bi-pin porcelain lamp socket
- Accepts 1/2" NPT hardware
- Lifetime housing warranty
- 3 year warranty LED
- Made in U.S.A. 
- Dimensions 6" dia. hood, 1-1/4" x 18" tall riser stem standard 24" tall riser stem optional 32" tall riser stem optional



G4LED

2 watt **AlumiLED**
2700K warm white,
180 lumen



**Tool-less
Top Removal**

\$224.95
Any Immersive
Wrap Coating

Immersive Wrap Coatings



The WoodyCentino series blends with cabin to contemporary landscape settings. Features an extremely durable immersive wood grain wrap in your choice of red cedar, knotty pine or driftwood.

Great For

Walkways | Landscapes | Driveways





Downlight driveways, A212 with 5w 120°



Architectural wall wash, A233, 5w 120° , A214 uplight 7w 60°



A214 with 5w 60° on Artwork



Color Change PAR36 LED with A236, 10w 40°

FLOOD series

INCONSPICUOUS | INDIRECT | INCREDIBLE

TouchStone Flood series fixtures are constructed of solid cast brass with patina or aluminum with your choice of 6 earth tone powder coat finishes. All of our Flood series fixtures feature interchangeable premium quality LED bulbs for maximum design flexibility and serviceability.

MiniFlood A195 series

Features

- 12 volt AC/DC
- Interchangeable MR11 LED 2.5w 30°, 60° or 120° options
- Aluminum housing with 8 powder coat finishes
- Stainless-steel & brass fasteners
- 7" SuperStake
- 36", 18/2 SPT fixture leads
- Glass lens
- Adjustable visor
- Silicone gaskets
- GX5.3 bi-pin lamp socket
- Accepts 1/2" NPT hardware
- 3 year warranty LED
- 10 year housing warranty



- Dimensions 1-5/8" dia. x 5" tall

The **MiniFlood** fixture offers powerful lighting in a compact size. Ideal for address marking, signs, pergolas, columns, flags and small trees. Versatile mounting accessories allow for surface mounting and fixture elevation.

Our **MiniFlood** series features interchangeable MR11 LED 2.5w maximum nighttime effects and design flexibility.

A195
BronzeTex/BZT
Any powder coat color
\$69.95



MR11LED
2.5w 2700K
30°, 60° or 120° options

Great For
Accent Lighting | Uplighting | Outdoor Living Areas



assembled in U.S.A.



SmallFlood A212 series

Features

- 12 volt AC/DC
- Interchangeable 4W, 5W or 7W MR16 LEDs
- Cast aluminum with powder coat finish
- Stainless-steel fasteners
- 7" SuperStake
- 36", 18/2 SPT fixture leads
- Removable glass lens
- Adjustable visor
- Silicone gaskets
- GX5.3 bi-pin lamp socket
- Accepts 1/2" NPT hardware
- 3 year warranty LED
- 10 year housing warranty



Painted & assembled in USA



A212 SmallFlood
any powder coat finish
\$89.95/4 watt
\$91.95/5 watt
\$93.95/7 watt



- Dimensions 2-1/2" dia. 6" tall



MR16LED
4w, 5W or 7w, 2700K
38°, 60° or 100°
beam angle options

The **SmallFlood** series is great for uplighting trees, home architecture and sculptures. Versatile mounting accessories allow for optional tree mounting, surface mounting and fixture elevation. Our **SmallFlood** series features interchangeable LEDs for maximum nighttime effects and design flexibility. Choose from 8 different powder coat color options to blend best with your landscape or project.

Great For

Up Lighting | Down Lighting | Architectural Lighting



Optional Mounting Accessories



SuperMiniFlood A185 series

Great For

Up Small Large Trees and Cactus | Wall Washing | Architectural | Sculptures and Signage

The **BrassMiniFlood** series is available in 2 compact sizes. Both models produce bright, warm effects with our premium grade LEDs. These fixtures are designed for highlighting smaller trees, shrubs and architectural features, pergolas and address markings.

Features

- 12 volt AC/DC
- 2.5w, 2700K LED
- 38°, 60° Or 120° beam angle options
- Solid Brass with dark patina
- Tool-less adjustment knobs
- 8" SuperStake
- 36", 18/2 SPT fixture leads
- Operating voltage 12v-17v
- Accepts 1/2" NPT hardware
- 3 year warranty LED
- Lifetime housing warranty

Part #PGMK

Gutter fixture mount bracket
great for dormer lighting
\$19.95 ea.

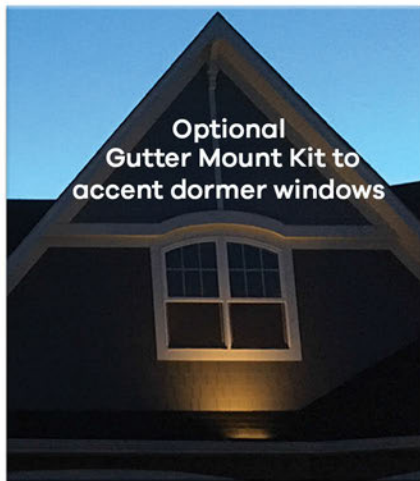
A185 SuperMiniFlood

Solid brass dark patina
\$89.95/ with 2.5watt LED



●Dimensions 2" dia. x 6" tall

MiniBrassFlood A195BR series



A195BR MiniBrassFlood

Solid brass dark patina
\$93.95/ with 2.5watt LED



●Dimensions 2-1/4" dia. x 6" tall

Versatile mounting accessories allow for gutter, ground or surface mounting.

BrassFlood A214 series

Features

- 12 volt AC/DC
- Interchangeable MR16-4w, 5w or 7w LEDs
- Solid Brass with dark patina
- Stainless-steel fasteners
- Threaded front end assembly
- 7" SuperStake
- 36", 18/2 SPT fixture leads
- Domed Glass lens
- Adjustable visor
- Silicone gaskets, seals & bug plug
- GX5.3 bi-pin porcelain lamp socket
- Accepts 1/2" NPT hardware
- 3 year warranty LED
- Lifetime housing warranty

A214/BR

Solid Brass Dark Patina

\$99.95/4watt

\$101.95/5watt

\$103.95/7watt



● Dimensions 2-1/2" dia. 6-1/4" tall

Surface Mount Bracket
Part # P214FMB
\$22.95



MR16LED
premium grade

4w, 5W or 7w, 2700K
38°, 60° or 100°
beam angle options



The **BrassFlood** series is great for uplighting trees, home architecture, wall washing and sculptures. Versatile mounting accessories allow for surface mounting, fixture risers, "L" coupler for walkways and stairways or the "T" coupler for dual fixture mounting on signage and washing larger tree lines. Our **BrassFlood** series features interchangeable MR16 LEDs or halogen bulbs for maximum nighttime effects and design flexibility.



PARFlood A216 series

Great For

Up Lighting Large Trees | Wall Washing | Architectural | Flags, Sculptures and Signs

Features

- 12 volt AC/DC
- Dimming-10%-100% settings
- Solid Brass with dark patina or powder coat
- Stainless steel fasteners
- 8" SuperStake
- 36", 18/2 SPT AWG fixture leads
- 10w 13w, or 17w PAR36 LED
- 10w/500lm 2700k, 13w /700lm, 17w/950lm 2700k or 17w 1150lm 4000k for flag poles
- Operating voltage 12v-17v
- Optional Bluetooth WRGB LED controlled as a group or individually
- Accepts 1/2" NPT hardware
- 3 year warranty LED
- Lifetime housing warranty

A216/BR

Solid brass dark patina

Solid brass dark patina

\$142.95/10watt

\$149.95/13watt

\$159.95/17watt

\$289.95/10watt WRGB

Powder Coated Fixtures

\$162.95/10watt

\$169.95/13watt

\$179.95/17watt

\$309.95/10watt WRGB

PAR36 LED beam angle options
15°, 38°, 40°, 60° or 120°



- Dimensions 2-3/4" dia. x 6-3/4" tall

The **PARFlood** series is great for uplighting large trees, large architecture, flags, signage and sculptures. Allows for use with our PAR36 ColorChange WRGB LED option.



shown 17w, 38°, 2700K

Versatile mounting accessories allow for riser extensions and surface mounting.

WideFlood **A233** series

Features

- 12 volt AC/DC
 - Includes interchangeable MR16-4w, 5w or 7w LED
 - Super wide 100° beam angle
 - Solid brass with patina or 7 EarthTone powder coat finishes
 - Stainless-steel fasteners
 - 7" SuperStake
 - 36", 18/2 SPT fixture leads
 - Glass lens
 - Visor
 - Silicone gaskets
 - GX5.3 bi-pin porcelain lamp socket
 - Accepts 1/2" NPT hardware
 - 3 year warranty LED
 - Lifetime housing warranty
- Dimensions: oval shaped 3-1/2" dia. 5" tall



MR16LED
4w, 5w or 7w, 2700K/ww

A233/BR

Solid Brass w/Patina
\$172.95/4watt
\$173.95/5watt
\$174.95/7watt



BronzeTex/**BZT**

SandStone/**SS**

Oil Rub Bronze/**ORBZ**



RedRock/**RR**

BlueStone/**BS**

MockRock/**MR**

7 Powder Coat Colors

\$182.95/4watt, \$183.95/5watt, \$184.95/7watt

The natural design shape of the **WideFlood** allows the fixture to virtually disappear in your landscape. The **WideFlood's** solid, cast brass housing ensures for a lifetime of durability. Versatile mounting accessories allow for surface mounting and fixture elevation. Features interchangeable super wide beam angle LEDs for maximum wall washing beam spread, nighttime effects and design flexibility.

Great For Wall Wash Lighting | Uplighting | Architectural Lighting



shown with 5w 120° warm white



MockRock



patina Brass

Interchangeable wide beam MR16LED



shown 5w 120°

MAXFlood A236 series

commercial grade series

Great For

Up Lighting Large Trees | Wall Washing | Architectural | Sculptures and Signage

Features

- 12 volt AC/DC
- IP65/Waterproof
- Dimming-10%-100% settings (WRGB only)
- Solid Brass with aged patina or powder coat
- Stainless steel fasteners
- 12" SS2A Metal SuperStake
- 36", 18/2 SPT, fixture leads
- Flat glass lens
- 10w or 17w w PAR36 LED
- 10w/500lm 2700k, 17w/950lm 2700k or 17w 1150lm 4000k for flag poles
- Silicone gaskets, seals & bug plug
- Operating voltage 12v-13v
- Accepts 1/2" NPT hardware
- 3 year warranty LED
- Lifetime housing warranty
- Dimensions 2-3/4" dia. x 6-3/4" tall

A236/BR

Solid Brass w/Patina

\$299.95/10watt

\$305.95/13watt

\$315.95/17watt

\$335.95/10w WRGB/Bluetooth

Powder Coat Fixtures add \$10.00



PAR36

15°, 40°, 60° or 120° beam angle options



Versatile mounting accessories allow for riser extensions and surface mounting.



rear view with patina finish



shown 17w, 38°, 2700K



Optional ColorChange WRGB app for iOS or Android


The super heavy duty **MAXFlood** series is great for uplighting large trees, large architecture, signage and sculptures. Allows for use of our PAR36 ColorChange WRGB LED option.



shown HS240F with 4w, 38°, 2700K



shown HS240F with 4w, 100°, 2700K



shown LW510 with PAR3610w, 120°, 2700K



shown HS240F with 5w, 100°, 2700K

Hardscape series

TouchStone Hardscape and Landscape series fixtures recess mount into pavers, concrete and landscape areas. They can be used for wall washing, uplighting or add great in-direct perimeter marker lighting with the domed top option.

HS240 series **HardScape** | **WELL**

Great For In-ground Lighting | Up Lighting | Architectural Lighting

Features

- 12 volt AC/DC
- Interchangeable water-proof MR16 4w LED
- Raw brass housing
- Stainless-steel fasteners
- Hardscape mounting kit
- 25', 16/2 SJ-W fixture leads
- Glass lens
- Flat, Domed or Louvered front options
- Silicone gaskets
- GX5.3 bi-pin porcelain lamp socket
- Rubber expansion ring collar
- 3 year warranty LED
- 10 Housing warranty



HS240 Series

Any top, any powder coat color

\$159.95/4watt



● Available in 6 powder coat finishes

RedRock, MockRock, BlueStone, SandStone, BronzeTex, Oil Rub Bronze fronts.

MR16LED

4w, 2700K

38°, 60° or 100°

beam angle options



- Dimensions 4-1/2" O.D. dia. x 9" tall



MockRock powdercoat

Flat Front



RedRock powdercoat

Domed Front



BlueStone powdercoat

Louvered Front

The HardScape Well series fixtures allow for a variety of lighting techniques; wall washing, home architecture, uplighting trees, flags, driveways and sculptures.

Available in either flat, domed or louvered front options. Features a removable fixture with hardscape mounting kit. Features interchangeable LEDs or halogen bulbs for maximum nighttime effects and design flexibility.

HS240/F with flat front

HS240/D with domed front

HS240/L with louvered front



LW510
LW340
series

Adjustable | Well

Up Lighting | Wall Washing Lighting | Architectural Lighting

The Adjustable Well series is great for uplighting trees, flags, home architecture, wall washing and sculptures. Features interchangeable LEDs for maximum nighttime effects and design flexibility.

model **LW510** series
\$139.95/10watt **\$211.95/10w WRGB**
\$145.95/13watt
\$153.95/17watt

model **LW340 F/L**
\$84.95/4watt
\$86.95/5watt
\$88.95/7watt



**25° Angle
Adjustability**

Includes Glass Lens

LW510 Features

- 12 volt AC/DC
- PAR36 10w, 13w or 17w LED
- Includes glass lens for the flat end and plastic lens for angled end of the fixture
- Stainless-steel fasteners & brackets
- PVC housing
- Adjustable LED lamp bracket
- 36", 18/2 SPT fixture leads with spade terminals
- 3 year warranty LED
- Lifetime housing warranty

● Dimensions 5-1/2" dia. x 10" tall
PAR36LED

10w 38°, 60° or 120°, 2700K

13w 38° or 60°, 2700K

17w 38°, 60° or 120°, 2700K

17w 15° 4000k

31



Louvered Front

Flat Front

LW340 Features

- 12 volt AC/DC
- MR16 4w, 5w or 7w LED
- Glass lens (LW340) choice of flat "F" or louvered "L" top
- GX5.3 bi-pin porcelain lamp socket
- Adjustable LED lamp bracket
- Rubber gaskets/seals, (LW340)
- 36", 18/2 SPT fixture leads
- PVC housing
- Stainless-steel fasteners
- GX5.3 bi-pin porcelain lamp socket
- Lifetime housing warranty
- Dimensions 4-3/4" dia. x 7" tall

MR16LED

4w, 5W or 7w, 2700K

38°, 60° or 100° beam angle options

micro
Bullet
series

BL1.5VM VERTICAL Mount
BL1.5HM HORIZONTAL Mount

Great For Up Lighting | Walkway and Driveway Marking | Highlighting Steps

The new recessed micro **Bullet** series is excellent for uplighting in concrete, pavers and wood surfaces. Features a small 1" dia. machined aluminum housing with a screw off front lens for LED access. The water-proof design and durable components provide for maximum fixture life.

model **BL1.5VM** series

**For VERTICAL mounting applications
in Pavers/Concrete/Wood**

\$113.95/ Flat Front
\$121.95/ Half Moon Front



model **BL1.5HM** series

**For HORIZONTAL mounting applications
in Wood steps and stairways**

\$124.95/Flat Front
\$129.95/ Half Moon Front



**Includes set collar
with backer plate**

**Half Moon option front cover for
more in-direct lighting effects**



Side profile

**Includes 1-1/2 O.D.
PVC mounting sleeve**

BL1.5VM Features

- 12 volt AC/DC
- G4 2w, Ceramic **LED**
- Frosted glass lens with flat front or half moon options
- 1-1/4" PVC mounting sleeve
- Machined aluminum housing & front
- O-Ring front gasket
- 36", 18/2 SPT fixture leads
- 3 year warranty LED
- Lifetime housing warranty



2w Ceramic **LED**

BL1.5HM Features

- 12 volt AC/DC
- G4 2w, Ceramic **LED**
- Frosted glass lens with flat front or half moon options
- 1-1/8" metal set collar/back plate
- Machined aluminum housing & front
- O-Ring front gasket
- 36", 18/2 SPT fixture leads
- 3 year warranty LED
- Lifetime housing warranty

● Dimensions- Housing 1" dia x 3" long, Face Cover 1-1/2" dia. x .25" deep



Highlight Paver Steps



Outdoor Fireplaces



Outdoor Bar Areas



Columns and Walkways

LEDGE series

EXPAND YOUR PERSONAL SPACE

Our lighting systems become the most used and enjoyed lighting in your home. Maximize your outdoor living area with our **LEDGE** series hardscape lighting. The **LEDGE** fixture can be mounted in the mortar/joint or surface mounts to paver blocks, concrete, wood or any other surface. Our systems are designed to create effective, soft indirect lighting to your oasis. So get the most out of your home and landscape with an LED lighting system from TouchStone Accent Lighting.

DL511 series LEDGE

The **LEDGE** series is great for accenting columns, walls and addresses. The versatile mounting chassis allows for use with the mortar plate or without the mortar plate to surface mount on deck railing, steps, fences and under existing top caps. Features interchangeable 2w Ceramic LEDs for maximum nighttime effects and design flexibility. Choose from copper, black patina or 8 different powder coat color options to blend best with your landscape or project.

Features

- 12 volt AC/DC
- 3 size length options 5", 10" or 15"
- Interchangeable 2 watt Ceramic LED
- Stainless-steel housing and mortar plate
- Surface mount or mortar plate mount
- Raw copper or stainless-steel with 8 powder coat color options
- 60" 18/2 SPT fixture lead
- Frosted glass lens
- Casts 5-8ft. dia. of light
- G4 bi-pin porcelain socket
- Lifetime housing warranty
- Made in U.S.A. 



G4LED

2 watt Ceramic LED
2700K warm white, 180 lumen



DL1511-MP series
Any powder coat color
\$214.95
15" W x 1" T x 1" D
6w (3x 2w, G4 LED),
Ceramic LED, 2700K



DL1011-MP series
Any powder coat color
\$144.95
10" W x 1" T x 1" D
4w (2x 2w, G4 LED),
Ceramic LED, 2700K



DL511-MP series
Any powder coat color
\$79.95
\$81.95/copper
5" W x 1" T x 1" D
2w, G4,
Ceramic LED, 2700K



DL511 series
Any powder coat color
\$72.95
\$75.95/copper

Surface mounts without mortar plate
model **DL 511-C**
5" W x 1" T x 1" D
2w, G4, Ceramic LED, 2700K

Raw Metal Options




8 Powder Coat Colors



Great For

Hardscape Wall Lighting | Step Lighting | Address Lighting | Deck & Fence Lighting

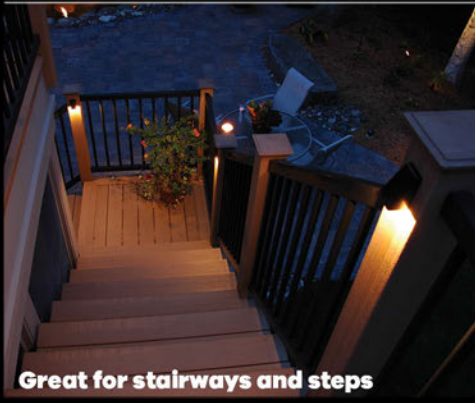




Surface mount on square metal railing



Mounts on pipe hand railings




Great for stairways and steps



Create soft in-direct light on your deck



Safely light spiral stairways



POST | PIPE series

INCONSPICUOUS DURING THE DAY

Available in a variety of colors and 2 mounting options, the **Post | Pipe** series surface mounts to wood, vinyl, concrete or metal surfaces.

Our **Post | Pipe** series also features a radius bracket for mounting on pipe handrails, deck and dock posts and spiral stairway posts.

PP173 series **POST | PIPE**

The **POST | PIPE** series is great for creating in-direct lighting effects on deck railings, stairways, addresses and spiral stairways. The small housing allows for surface mounting on 2" or wider posts. The optional radius bracket allows for mounting on tubular railings and posts. Features interchangeable 1w COB LED for maximum nighttime effects and design flexibility. Choose from brass patina, nickel plate or 4 powder coat color options to blend best with your deck or project.

Features

- 12 volt AC/DC
- Raw brass with patina, nickel plated or powder coat finish
- Interchangeable 1 watt silicone LEDCOB
- Solid brass housing
- Surface mounts
- Optional 2" pipe bracket
- 60", 18/2 SPT fixture lead
- Casts up to an 8ft. dia. of light
- G4 bi-pin porcelain lamp socket
- Optional lens
- Lifetime housing warranty
- Finished and assembled in USA 

● Dimensions 2" W x 1-3/4" T x 1-1/4" D

PP173 POST | PIPE

\$83.95/Brass patina

\$93.95/Brass with powder coat

\$99.95/Nickel plated

\$19.95/2" radius bracket



1 watt LEDCOB
2700K, 110 lumen




Black-BK



Oil Rub Bronze-ORB



Raw brass-BR with optional 2" radius bracket shown



Nickel-N




Bronze-BZ




White-WH

Great For Deck & Stairway Lighting | Fence & Gate Lighting | Spiral Stairways



Great for
Spiral Stairways



Surface mounts on wood
aluminum or vinyl railings



Privacy Fences



Deck Stairways



Above Garage Doors



Split Rail Fences



Mid Wall

DAKOTA series

E F F E C T I V E | I N C O N S P I C U O U S


The TouchStone Dakota series surface mount fixtures can add great in-direct perimeter lighting or accent your outdoor living area in a soft inviting setting. Our fixtures allow for easy installation on new and existing fences, walls, deck railings, stairways and posts.

DAKOTA D228 series

The **Dakota** series is great for deck railing posts, stairways, walls, addresses. The fixture design allows for surface mounting with only a hole for the wire needed. Includes interchangeable 1w COB LEDs for maximum nighttime effects and design flexibility. Choose from copper, brass, nickel plated, black, bronze, or white powder coat finish.

Features

- 12 volt AC/DC
 - Interchangeable 1 watt **LED**COB
 - Solid copper, solid brass or aluminum with powder coat finish
 - Surface mounts to any type of surface
 - Recommended spacing on decks and stairways (5-7ft.)
 - Recommended spacing on fences (8-12ft.)
 - Casts up to an 8ft. dia. of light
 - 60", 18/2 SPT fixture lead
 - G4 bi-pin porcelain lamp socket
 - Lifetime housing warranty
- Dimensions 3-3/4" W x 2-1/2" T x 2-1/4" D




G4LED
1 watt **LED**COB
2700K warm white, 110 lumen


D228 Dakota

\$49.95/Aluminum-powder coated
Any powder coat color

\$79.95/Nickel plated/copper/brass patina

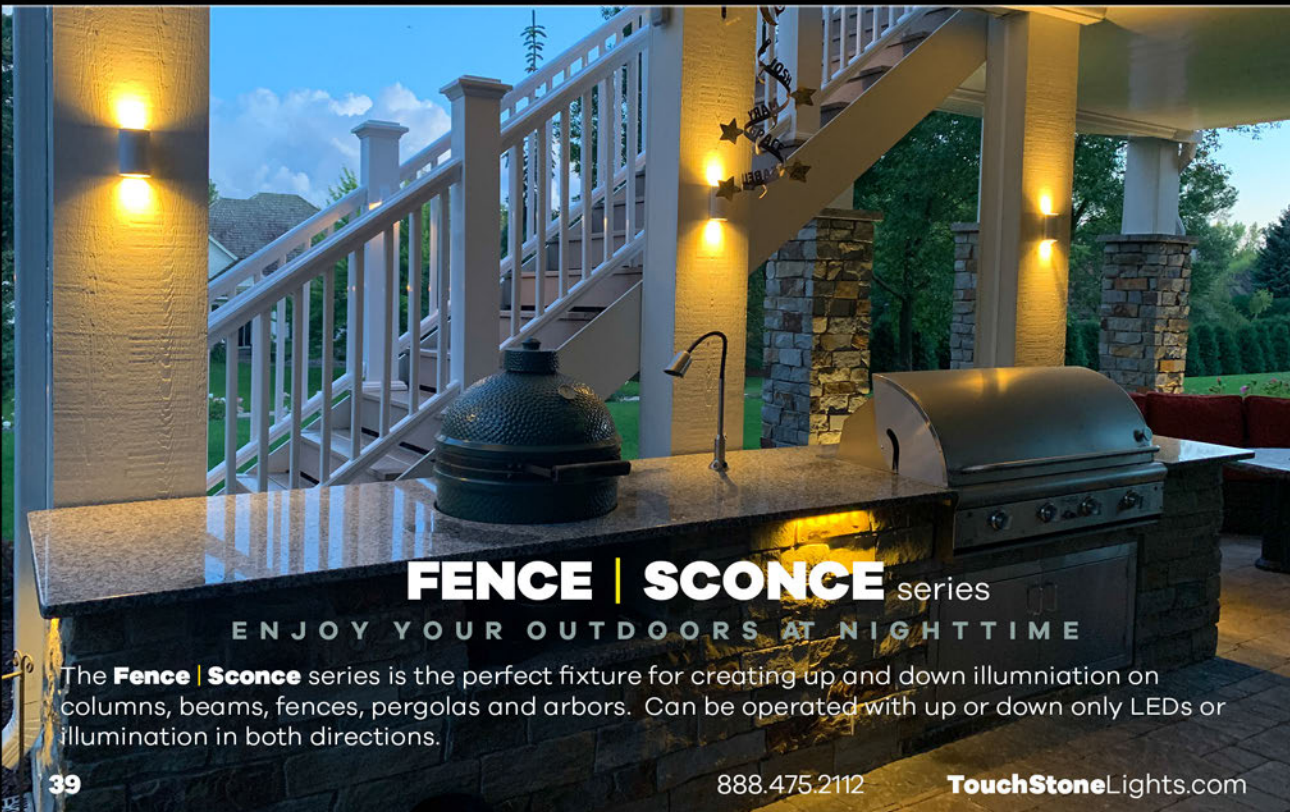


Great For Deck & Stairway Lighting | Fence Lighting | Hardscape Walls





Under Deck Areas and Outdoor Living Areas



FENCE | SCONCE series

ENJOY YOUR OUTDOORS AT NIGHTTIME

The **Fence | Sconce** series is the perfect fixture for creating up and down illumination on columns, beams, fences, pergolas and arbors. Can be operated with up or down only LEDs or illumination in both directions.

FS235
series **FENCE | SCONCE**

The **FENCE | SCONCE** series is great for accenting under deck columns, fences, walls and pergolas. The narrow mounting plate allows for surface mounting on 2" or wider posts. Features dual lamp sockets for your choice of up/down or both. Uses interchangeable 2.5w MR8 30°, 2700K LEDs. Includes 2 clear lens and 1 color match cover. Choose from 3 different powder coat color options to blend best with your deck or project.

Features

- 12 volt AC/DC
- Interchangeable MR8 LEDs
- Aluminum with powder coat finish
- Stainless-steel fasteners
- Surface mounts
- 60" fixture leads
- Top and bottom lens
- Includes color matched top cover
- Choose from either one, 2.5 watt MR8 LED or two
- Dual GX5.3 porcelain lamp sockets
- Cast 4-6ft. diameter of light
- 10 year housing warranty

- Dimensions 3"W x 2"D x 5"T



MR8LED

MR8, 2.5 watt, 80° beam, warm white/2700K 110 lumen,



FS235 FENCE | SCONCE

\$105.95/1 LED

\$129.95/DUAL Up/Down LEDs



FS235/BK
Black




FS235/WH
White



FS235/BZ
Bronze

Great For Columns, Fences, Pergolas & Gazebos



shown with up and down LEDs



Surface
Mounts




shown with down only LEDs





**Downlight steps and stairways
from tree branches**



Arbors



**Hangs from small
tree branches**



Outdoor Kitchens



Pergolas

HANGING COPPER series

POWERFUL | COMPACT | ILLUMINATION

The Hanging Copper series fixture provides excellent light coverage. The small compact size allows for hanging from tree branches, beams and ceilings to create a soft warm wash of downward illumination. Chose from various beam angles from 38° spot to 80° wide beam coverage options.

HC125
series

HANGING COPPER

Features

- 12 volt AC/DC
 - Interchangeable MR8 LED, 2.5 watt
 - Solid copper with brass top housing
 - Stainless-steel set screw
 - Adjustable copper visor
 - 25 ft., 18/2 SPT fixture lead
 - Brass mounting hook and 8" UV strap (standard)
 - G4 bi-pin porcelain lamp socket
 - Lifetime housing warranty
- Dimensions 1-1/4" Dia. X 5" T



MR8LED

MR8, 2.5 watt, 120° beam,
warm white/2700K
110 lumen,


Mounting Options

- 24" chain with 2 hooks
- 12" stainless-steel cable with 2 hooks

HC125 Hanging Copper


\$117.95/"S" Hook Mount

\$124.95/Chain or S/S Cable Mount option



Great For

Down Lighting from Trees | Pergola & Arbor Lighting | Outdoor Living Areas



12v LED BISTRO**Cafe** series



Optional mounting post and cable hardware

The 12v BISTRO**Cafe** series operates from a 12v transformer, so it's safer to install and more cost effective to operate than 120v lighting. Great for accenting outdoor living areas and restaurants. Optional dimmer, stainless-steel cable supports and mounting post accessories available.



BL e26-base
\$5.95/ft.

Bistro**Cafe** string light

- 12 volt AC/DC
- Heavy-duty, commercial grade, non suspended
- Soft UV resistant PVC, water-tight
- E26 medium base
- 2w per LED bulb
- 18" bulb spacing
- Custom cut to order
- 3 year warranty

S14/e26

\$7.95^{ea}

\$179.95^{ea case 25}



2w S14 E26**LED** bulbs

- 12 volt AC/DC
- S14 Globe
- E26 base
- 2 watt
- .62 power factor
- COB type LED
- CRI>80
- 110lm/2700K
- 360° light radius
- 2 year warranty



Shown with wood support blocks



Provides a warm white tone

BISTRO**cafe** ACCESSORY**PARTS**

BL2/10-MP POLE Standard powder coat colors

\$239.95/unpainted

\$289.95/powder coated

- Aluminum
- Mounting sleeve
- 2" dia x 10ft.
- Stainless-steel eyebolt



BL SS-CHK POLE
100ft. Stainless-Steel Cable and
tension clamp kit
\$199.95

part **TRMD** Dimmer

- 12v AC
 - 120w max.
 - Works with all LEDs
- \$199.95**



GR100F
series

Light My Grill

Features

- 12 volt AC/DC
 - Interchangeable 4w MR16 LED
 - Nickel plated finish
 - Push button ON/OFF switch
 - Adjustable "goose neck" with UV shrink wrap
 - 60", 18/2 SPT fixture lead
 - Standard MR16-4w, 38° beam angle
 - Adjustable visor
 - Surface mounts with 3 hole, 3" surface mount
 - G4 bi-pin porcelain lamp socket
 - Does NOT include mounting screws/hardware
 - 5 year housing warranty
- Dimensions 5/8" x 28" T x 3" dia.



MR16LED
MR16, 4 watt, 38°
warm white/2700K,
130 lumen,
optional 20w halogen



GR100/F
\$149.95

Great For Grill Lighting | Outdoor Kitchens



Surface mounts to stone, wood and concrete surfaces



Great For

Dock Lighting | Step Lighting | Fence Lighting

Features

- 12 volt AC/DC
- Interchangeable 2 watt LED Capsule
- Cast aluminum housing
- Powder coat BK, BZT, WH or Plated Copper
- Surface mounts
- Sealed housing with glass lens
- 60" 18/2 SPT fixture lead
- Casts up to a 5 ft. dia. of light
- Silicone housing gaskets
- G4 bi-pin porcelain lamp socket
- Stainless-steel screws
- 10 year housing warranty

- Dimensions 4" Dia x 2" Deep



G4LED

2 watt Ceramic LED
2700K warm white, 180 lumen



shown with surface mount using 4" hole saw

D225 or D226

\$49.95/any finish



D225/BK
Black



D225/WH
White



D225/BZT
BronzeTex



D226/PC
Plated Copper



D226/BK
Black



D226/WH
White



D226/BZT
BronzeTex



D226/PC
Plated Copper

CAP Light series

For 3" Square Deck Posts

Features

- 12 volt AC/DC
- Cast aluminum housing
- 1w LED **COB**, 2700K
- 60", 18/2 W-SPT fixture lead
- PVC white lens
- Mounts on 3" square metal deck posts
- Black or white powder coat finish
- 2 year warranty
- Made in U.S.A. 
- Dimensions 3" inside x 4.25" outside x 1.5" tall



CAP Light
\$95.95/ White
\$95.95/Black



Cap Light
CL3-W



Cap Light
CL3-BK

Strip Light 12v AC/DC

Operates with 12v transformers

Step Lighting | Under Edge Lighting | Architectural Lighting

Strip Light

SL1.5WW

\$169.95/ 16ft. reel



Features

- 12 volt AC/DC
- Outdoor rated
- 1.5w per ft.
- 2700k, warm white
- 16ft./reel, 25 watts per reel
- 24", 22/2 SPT fixture leads on each end
- Can be cut on cutting lines
- Adhesive backing
- Dimensions 1/2" wide x 16', 4" long




Dimmable




40" WaterStik



W240V/3w



WaterStik series with H2 S3 series dock lights



Water series DANCING WATERS

Make water features come alive at night! Our underwater lighting fixtures are designed to operate year around and create effective, soft indirect lighting to your oasis. So get the most out of your water feature and landscape with an LED lighting system from TouchStone Accent Lighting.

SNAIL | SUL122

Great For

Streams | Under Rocks | Shallow Areas | Bubbling Rocks | Putting Greens

Features

- 12 volt AC/DC
- 2w Ceramic LED, 2700K or Blue LED
- 12ft. 18/2 W-SPT fixture lead
- Glass Lens
- Suitable in or out of water
- IP68, mastic/heat shrink
- 2 year warranty
- Made in U.S.A. 



Putting Green Cups



SNAILS

\$45.95/ warm white LED
\$45.95/Blue LED

- Dimensions 3/4" dia. x 2" L x 12ft. long



Under boulders and ledges



warm white or blue LED



WaterStik | WS20 | WS20BL | WS40

Great For Backlight Waterfalls | Boat Slips | Dormer Lighting



WaterStiks


\$59.95/ 20" warm white LED
\$59.95/20" Blue LED
\$79.95/ 40" warm white LED

Features


- 12 volt AC/DC
- 20" 2.4w or 40" 4.8w 2700k models
- 20" 2.4w Blue
- Suitable in or out of water
- Silicone straps included
- Warm white/2700k or Blue
- Includes 24" 18/2 fixture lead with compression connector
- IP68, rated
- Optional visor for dormer lighting available in white, bronze brown, black
- 2 year warranty



Docks



Dormers



Water Features

\$29.95/ Dormer visor kit

W484AL series **AQUATINO**

The **Aquatino** series is designed to be submersed in water for indirect underwater area illumination. Features a sealed LED harness and adjustable riser for various water depths. Recommended 18"-30" water depth.

Features

- 12 volt AC/DC
 - Mastic sealed 2 watt LEDCOB, 2700K or BLUE
 - Black anodized aluminum housing and stand
 - Stainless-steel thumb screw
 - Powder coated reflective hood
 - Adjustable riser
 - 12'- 18/2 W-SPT fixture lead
 - 2 year warranty
 - Made in U.S.A. 
- Dimensions 4" dia. x 18-3/4" to 24" tall



W484/AL


Aquatino

\$169.95/ warm white LED

\$169.95/Blue LED

Telescoping Riser
for depth control

In-direct underwater area lighting



2 watt LEDCOB
warm white/2700K, 220 lumen
or BLUE LED



W240
series

Brass Submersible

The **Brass Submersible** fixture allows for a variety of uplighting and submersible lighting effects. Available in either visor or flat front models. Features a solid brass housing, front rings and removable fixture stand. Great for water features, fountains, waterfalls, and small ponds. Our Brass Submersible series features interchangeable MR16 LEDs for maximum nighttime effects and design flexibility.

Features

- 12 volt AC/DC
 - Interchangeable MR16 4w LED std., 5w or 7w LEDs
 - Raw brass
 - Stainless-steel fasteners
 - 25' fixture leads
 - Glass lens
 - Visor or flat front
 - Silicone gaskets
 - GX5.3 bi-pin porcelain lamp socket
 - Removable brass stand
- Dimensions 3-3/4" dia. x 3-3/4" tall

W240/V
with Visor front
\$149.95/ 4w
\$151.95/5w
\$153.95/7w

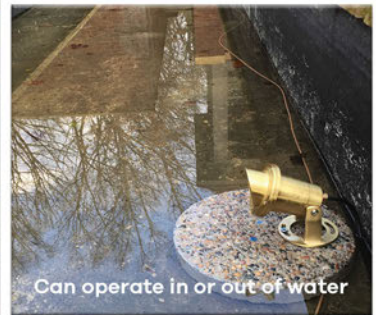
W240/F
with Flat front
\$139.95/ 4w
\$141.95/5w
\$143.95/7w



Water-proof MR16



Great for fountains, waterfalls and ponds




Can operate in or out of water

ShadowBollard series

Great For

Walkways | Driveways | Yard Art | Residential and Commercial

The **ShadowBollard** series fixtures are designed to accent your landscape with stunning shadow designs while adding a focal point of interest in your landscape during the day and night! Constructed from steel, the **ShadowBollards** feature our mission lantern design. Each fixture is laser cut with precision to create these extremely durable fixtures.



Features

- 12v 2w CeramicG4 in models **2x2**, **4x4**
- 5w, 100° MR16 LED in model **6x6**
- 2700K, warm white
- Mounting tube stake on 2" and 4" models
- RustSteel/RS or Black/BK or Bronze/BZ powder coat finish
- Includes mounting hardware

Warranty

- Lifetime housing
- 3 years LED

Dimensions

- **2x2**- 2"w x 2"d x 24"t
- **4x4**- 4"w x 4"d x 25"t
- **6x6**- 6"w x 6"d x 42"t

ShadowBollards



model **2x2**
\$229.95RS
\$259.95BK/BZ



model **4x4**
\$449.95RS
\$499.95BK/BZ



model **6x6**
\$999.95RS
\$1,099.95BK/BZ



2x2 for walkways and patios

2x2 MissionLantern series



4x4 for walkways & driveways

4x4 MissionLantern series



6x6 for walkways & driveways

6x6 MissionLantern series

COMMERCIAL FIXTURES

CB636 Bollard

Features

- 12 volt AC/DC
- 5 or 7 watt, MR16 LED, 2700K, 4000K
- Cast aluminum housing
- Powder coat 6 Earth Tone color options
- Surface mounts
- Sealed housing with glass lens
- 60" 18/2 SPT fixture lead
- Casts up to a 12 ft. dia. of light
- Stainless-steel screws
- Housing tube can be cut to any height
- 3 year housing warranty
- Assembled, finished in USA 

- Dimensions 6" Dia. x 36" Tall

POWDER COAT COLOR OPTIONS



CB636 Bollard
\$449.95/5w or 7w

- 5w-2700K/550lm
- 7w-2700K or 4000/750m



Can be cut to any height



Casts up a 12 ft. diameter of illumination.



Kennel and Chain Link Perimeter Lighting



2" Radius bracket allows for easy, durable fixture mounting

Features

- 12 volt AC/DC
- 1 watt LED **COB**, 2700K
- Raw aluminum housing
- 2" nickel plated radius bracket
- 60", 18/2 SPT fixture lead
- Casts up to an 10ft. dia. of light
- Accepts 1/2 NPT hardware
- G4 bi-pin porcelain lamp socket
- Stainless-steel screws
- Lifetime housing warranty

- Dimensions:
2" wide x 2" deep x 3" tall




PP173AL
\$75.95w/radius bracket

Universal series Transformers

Our Universal series transformers allow for customization of timer control devices. Choose from 75w to 900w models. Each unit includes mounting hardware and 3/4" conduit.

Features

- Outdoor/Indoor rated, suitable for wet location
- 12-15 VAC tap setting options (standard)
- 15-22v VAC long distance 600w model
- Steel housing with black powder coat
- Stainless-steel fasteners
- Stainless-steel locking buckle
- Side hinged access door
- Epoxy encapsulated toroidal core
- Allows for optional timer and photo-cell
- 12v magnetic circuit breakers
- 6ft. grounded plug cord
- Bottom plate with terminal knock-outs
- 18" of 3/4" conduit and terminal adapter
- Assembled in U.S.A. 



Plugs into any 120v GFI protected outlet shown with TRAT astronomical timer

Universal Transformer Mounting Stand \$79.95

- Adjusts to any size transformer
- No more holes in houses
- Includes all hardware



model TR75Usc



models TR150u-300u series stainless steel or black powder coat housing option



Modular Timer Options

- Astronomical timer
- SMART app based timer
- Analog timer
- Photo-cell

MODEL	WATTAGE	Price \$	AMPS	CIRCUITS /BREAKERS/COMMONS	DIMENSIONS
TR75Usc	75	\$336.95	.625	1	6"W x 11-1/2"T x 5-1/2"D
TR150U	150	\$366.95	1.25	1	6"W x 17-1/2"T x 5-1-2"D
TR150-SS	300	\$376.95	1.25	1	6"W x 17-1/2"T x 5-1/2"D
TR300	300	\$380.95	2.50	1	6-1/2"W x 16-1/2"T x 6"D
TR300-SS	300	\$399.95	2.50	1	6-1/2"W x 16-1/2"T x 6"D
TR600	600	\$561.95	5.00	2	8"W x 18"T x 7-1/4"D
TR600/15-22v	600	\$803.95	5.00	2	8"W x 18"T x 7-1/4"D
TR900	900	\$775.95	7.50	3	8"W x 18"T x 7-1/4"D

Transformer

ACCESSORIES



part **TRAT** Astronomical timer
 ●Allows for auto dusk/timer settings
 ●Battery backup
\$55.95



Bluetooth
 part **TRST**
 BlueTooth
 SMART Timer
\$49.95



part **TRMT**
 Mechanical timer
 ●easy to operate
\$21.95



part **TRSPC**
 Short Photo-cell
\$67.95



part **TRLPC 10FT.**
 Extended Photo-cell
\$89.95

part **TRMD** Dimmer
 ●12v AC/DC
 ●100w max.
 ●Dims all 12v LEDs
\$199.95



CABLE & ACCESSORIES

Landscape Lighting Cable

- Sequentially numbered by the foot
- UV black outer jacket
- Standed copper
- UL listed
- 500ft. spools or by the foot
- Made in U.S.A



16/2 Tan or Black low voltage cable
 \$.57/ft. \$282.95/500ft.

14/2 Brown low voltage cable
 \$1.00/ft. \$494.95/500ft.

12/2 Black low voltage cable
 \$1.12/ft. \$555.95/500ft.

10/2 Black low voltage cable
 \$1.63/ft. \$817.95/500ft.

Cable Connectors



part **SSTC10**
 small size
 Silicone filled
 twist connector
\$.95ea
\$190.00/tube 200



part **SSTC20**
 medium size
 Silicone filled
 twist connector
\$1.25ea
\$125.00/tube 100



part **LV95**
 medium size
 Silicone filled
 connector
\$1.85ea
\$22.00/bag 12



rubbermount

Knock it. Lean on it. Run into it.
 Enables fixture flexibility and reduced maintenance. Made from tough durable rubber, RubberMounts are suitable with any fixture with a 1/2 NPT fitting.



part **UMRM**
\$29.95



Features molded 1/2" NPT female brass inserts on each end with stainless-steel set screws.

genuine REPLACEMENT
PARTS



Fixture Ground Stakes

- PART **PS7-F SuperStake \$12.95**
- Plastic stake-standard with fixtures
 - 1/2" NPT thread
 - 2" dia x 7"



For maximum fixture support, the SuperDuty SS2A SuperStake accepts any fixture with 1/2" NPT mounting.

- PART **SS2A SuperStake \$58.95**
- Machined Aluminum Top Cap
 - 1/2" NPT thread
 - 12" galvanized pipe
 - PVC bottom spear
 - Stainless-steel set screws
 - 2" dia x 12"



Fixture Sockets

- PART **P384-LS**
For G384, G486 series fixtures
\$18.95
● 36" lead with S/S bracket



- PART **P212-LS**
For A212 series fixtures
\$18.95
● 36" lead with screws



- PART **PDL-LS**
For DL series fixtures
\$18.95
● 60" lead with bracket



- PART **PPP-LS**
For PP173 series fixtures
\$18.95
● 60" lead with bracket



- PART **PGC-LS**
For GC578, GC778, GC978, GC11125
GR100, D225/D226, A232 series fixtures
\$18.95
● 36" lead with S/S bracket

PAR36LEDs

PREMIUM GRADE LONG LIFE LEDs

SuperLumen

RGB color change

- PART **PAR36/RGBW**
10w/40° \$119.95

- 12 volt AC/DC
- 40° beam
- 10 watt
- >0.7 power factor
- IP67
- 3 year warranty



Lumens

- 180lm Red, 270lm Green, 70lm Blue, 420lm WW, 510lm NW, 550lm CW

**PAR36LED for
A216, A236 & LW510 series**

- PART **PAR36LED**
10W \$67.95
13W \$79.95
17W \$83.95

- 9-17 volt AC/DC
- Dimmable
- 10 watt, 13 watt, 17 watt
- 2700K, warm white
- CRI>85
- IP67 rated
- 15°, 38°, 60° or 120° beam angle
- 5 year warranty,



Lumens

- 10w800lm/, 13w/1130lm, 17w/1300lm

MR8, MR11 & MR16 LEDs

2.5w watt MR8LED ip65 water-proof LEDs

MR8LED
\$25.95



Die Cast Housing

MR8LED for
A185, HC125 & FS235 series

- 12 volt AC/DC
- 38°, 60° or 120° lens
- 25mm x 37mm
- CRI>85
- G4 bi-pin base
- 9-17 voltage
- .53 power factor
- 160lm/2700K
- 5 year warranty

2.5w MR11LED ip65 water-proof LEDs

MR11LED
\$27.95



Die Cast Housing

MR11LED for
A195, A195BR, FS235 series

- 2.5 watt, 12 volt AC/DC
- 30°, 60°, 120° lens
- 34mm x 46mm
- CRI>85
- G4 bi-pin base
- 9-17 voltage
- .53 power factor
- 180lm/2700K
- 5 year warranty

MR16LED ip65water-proof LEDs

MR16LED
\$28.95/4w
\$29.95/5w
\$32.95/7w



Die Cast Housing

MR16LED for
A212, A214, A233, LW240,
HS240, LW340, GR100 series

Lumens
● 4w/450lm, 5w/550lm, 7w/750lm

- 4, 5 or 7 watt, 12 volt AC/DC
- 30°, 60°, 100° lens
- Dimmable
- CRI>85
- Rated for outdoor enclosed fixtures
- 50mm x 51mm
- 9-17 voltage
- 2700K
- 5 year warranty

5 and 7 watt MR16LED red, green and blue LEDs



MR16-5W colored
\$29.95

MR16-7W colored
\$37.95

Color Temperature/Kelvin
RED, GREEN, BLUE

Beam Angles
60° or 100°

Lumens
5w 60LM Red, 70LM Green, 35LM Blue
7w 80LM Red, 90LM Green, 85LM Blue

Power Consumption
>0.7

Lifespan
30,000 hours

Voltage
12 volt AC/DC

Warranty
3 years Limited

MINIATURE LEDs

RETRO FIT Miniature 12 volt LED BULBS

Water-proof, 12volt AC/DC Outdoor Rated LEDs

Our LEDs are encapsulated providing maximum heat dissipation, long life and suitable for outdoor use.



- 1 watt LEDCOB**
\$11.95
- 12 volt AC/DC
 - G4 bi-pin base
 - 1.1 watt
 - .62 power factor
 - COB type LED
 - CRI>80
 - 110lm/2700K
 - 360° light radius
 - 10mm x 21mm
 - 3 year warranty

For models

D228 series
PP173 series



- 2 watt Ceramic LED**
\$15.95
- 12 volt AC/DC
 - G4 bi-pin base
 - 2 watt
 - .62 power factor
 - COB type LED
 - CRI>80
 - 180lm/2700K
 - 360° light radius
 - 10mm x 36mm
 - 3 year warranty

For models

G384, G486 series
GC578, GC778, GC978, GC9578 series
GL246, D225, D226, DL511 series



- 3 watt Ceramic LED**
\$18.95
- 12 volt AC/DC
 - G4 bi-pin base
 - 3 watt
 - .62 power factor
 - COB type LED
 - CRI>85
 - 280lm/2700K
 - 360° light radius
 - 10mm x 43mm
 - 3 year warranty

For models

G486, G1259, GL246
GC578, GC778, GC978, GC9578
and 11125 series



- 4 watt Ceramic LED**
\$19.95
- 12 volt AC/DC
 - G4 bi-pin base
 - 4 watt
 - .62 power factor
 - COB type LED
 - CRI>85
 - 320lm/2700K
 - 360° light radius
 - 10mm x 44mm
 - 3 year warranty

For models

G486, G1259,
GC578, 778, 978, 9578
and 11125 series

Silicone LED & RGB LED



- 3 watt LEDCOB**
\$12.95
- 12 volt AC/DC
 - G4 bi-pin base
 - 3 watt
 - .62 power factor
 - COB type LED
 - CRI>80
 - 280lm/2700K
 - 360° light radius
 - 6mm x 38mm
 - 3 year warranty

For models

G384, G486, G1259,
GC578, GC778, GC978,
GC9578 and GC11125 series



- 2 watt Wifi LED**
\$23.95
- 12 volt AC/DC
 - G4 bi-pin base
 - 2 watt
 - Waterproof iP64
 - .62 power factor
 - App controlled
 - 360° light radius
 - 6mm x 38mm
 - 3 year warranty

For models

G384, G486, G1259, GL246
GC578, GC778, GC978,
GC9578 and GC11125 series

Aluminum G4 bi-pin LEDs



- 3 watt LED SMD**
\$22.95/3w
- 12 volt AC/DC
 - G4 bi-pin base
 - 3 watt
 - Aluminum housing
 - For enclosed fixtures
 - .62 power factor
 - SMD LED
 - CRI>85
 - 220lm/2700K
 - 360° light radius
 - 6mm x 38mm
 - 3 year warranty

For models

GC578, GC778, GC978, GC9578
and GC11125 series



- 4 watt LED SMD**
\$23.95/4w
- 12 volt AC/DC
 - G4 bi-pin base
 - 4 watt
 - Aluminum housing
 - For enclosed fixtures
 - .62 power factor
 - SMD LED
 - CRI>85
 - 320lm/3000K
 - 360° light radius
 - 6mm x 38mm
 - 3 year warranty

For models

GC778, GC978, GC9578
and GC11125 series

FLOOD SERIES

FIXTURE ACCESSORIES

Powder Coated A212 & A195 FLOOD FIXTURE ACCESSORIES



model **A212TK25 \$189.95**
model **A212TK50 \$211.95**

Tree mount fully assembled with 25' or 50' leads, UV tie straps, S/S screws. Includes 4w, 100° WW/2700K LED



part **FMB2P \$22.95**
Surface Mount Powder Coated Bracket BZ/BZT/RR/SSS/BK or WH finish options.

Elevate fixtures in plant material with the FRC Riser Collar/Riser Extension. Available in 8", 16", 20" all powder coat color options.

part **FRC/R8 \$34.95**
part **FRC/R16 \$35.95**
part **FRC/R20 \$36.95**



Brass Flood FIXTURE ACCESSORIES for A185, A195BR, A214, A216, A233, A236 series



A233 with 15" Riser & Coupler

part **P214C \$19.95**
Brass Coupler



part **P214LC \$22.95**
Brass "L" coupler



part **FMB2BR \$22.95**
2" Brass surface



part **P214TC \$26.95**
Brass "T" coupler



part **R15BR \$29.95**
1" x 15" Brass Riser

part **R18BR \$34.95**
1" x 18" Brass Riser



Great for Gardens, Walkways, HOA's Works Like No Other Solar Garden Light!

Looking for a solar light that really lights? The **SunTino** garden light is engineered to provide over 180 lumens of in-direct light, comparable light quality to wired 12 volt fixtures. The **SunTino** requires 8 hours of direct sun light for complete battery recharging.



Casts up a 12 ft. diameter of illumination



Great for flower gardens

<p>G18 model \$196.95 \$399.95/3pk \$599.95/5pk</p> <p>18" tall Walkways Steps Driveways</p>	<p>G24 model \$228.95 \$399.95/3pk \$699.95/5pk</p> <p>24" tall Gardens Boulders Pool Areas Stairways Walkways</p>	<p>G32 model \$253.95 \$499.95/3pk \$699.95/5pk</p> <p>32" tall Large Flower Gardens Tall Shrubs</p>
--	--	--

Features

- Auto ON at dusk
- 2, 4, 6 or 8 hour ON time options
- 180 lumens, 3 lumen intensity setting options
- 2700k warm white LED
- 200mAh solar cell, UV poly housing
- Cast aluminum housing, machined base
- Stainless steel fasteners
- 2-750mAh rechargeable Li-Ion AA batteries
- 7" ground stake
- 3 year warranty
- Designed and Made in USA with USA and globally sourced materials
- Patented



Time off & Lumen Intensity settings



2 part fixture/ frame design

6 Powder coat finish options



bronzetex oil rub bronze mockrock redrock bluestone sandstone

Solar Flood Lights



SunTino Solar Flood fixtures are super bright, providing excellent lighting for signs, flags, HOA entrances and commercial buildings. Innovative, high-efficiency design provides 8-12 hours of nightly illumination.

Features

- Rain-proof, IP66 aluminum housing
- White, 3800-4500K LEDs
- High capacity, long life lithium battery
- 25W, 6v, poly crystalline solar panel
- Mounting hardware included
- 30° beam angle for flags or 120° wide beam for signs
- 3/3270 cell 3.2V, 18Ah LiFe PO4 type batteries
- Auto dusk activation on, dawn off
- High luminous efficiency, 120-130lm/W
- Large heat dissipation area
- Tempered glass lens
- Water tight compression connectors
- Black powder coat finish
- Excellent corrosion resistance
- Working temp, -25°F to 140°F
- 8 hour sunlight charge= 16 hours of illumination
- ON/OFF master switch
- 3 year warranty

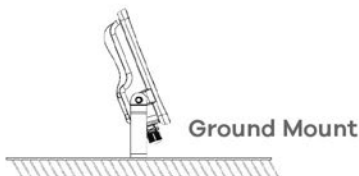
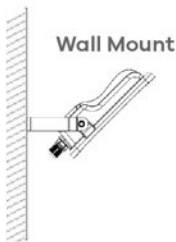
- Fixture Dimensions 9"W x 8.66"T x 2"D
- 25w Panel Dimensions 18"W x 18"T x 2"D
- 40w Panel Dimensions 38"W x 18"T x 2"D

Great For

Flags | Signs | HOA entrances



30° beam angle for flags and trees or 120° wide beam for signs



part# SL1LP
Single Light Package
\$239.95



part# SL2LP
Dual Light Package
\$379.95



part# SS2A60
60" Panel SuperStake
\$69.95



Accessories



part# SS2A
12" Fixture SuperStake
\$58.95



Solar Dock & Canopy Lights

H2 S3



Wireless, Horizontally Surface Mounts

Stand on it, bump it, roll over it. The H2 model S3 has been designed for the toughest marine environments. Excellent for marking dock edging, fingers and steps. The innovative, high-efficiency design provides 8-12 hours of illumination.

Features

- Rain-proof, IP65 plastic housing
- Warm white, 2700K LEDs
- Sealed-no external wires
- High capacity, long life lithium battery
- Crystalline solar panel
- Horizontal mounts with S/S screws included
- Magnetic OFF/AUTO on switch
- 3 | .065w LEDs, .20w total
- Auto dusk activation on, dawn off
- Working temp, -25°F to 140°F
- 8 hour sunlight charge= 16 hours of illumination
- 3 year warranty
- Dimensions 2"W x 2"T x 10"L



S3 Dock Light

- \$49.95 ea.
- \$139.95 3 pack
- \$199.95 5 pack.



Great For

Dock Marker | Marina Dock Fingers | Bulkheads



Auto on, all night illumination



Canopy Lighting \$199.95



The H2 Canopy Light provides instant on light when motion is detect under your boat canopy. Easily mounts to any style canopy/boat house.



Motion Activated



Easily mounts

Features

- High capacity, long life 2000mAh, 7.4V lithium battery
- 5w Crystalline silicone panel
- 12ft. or optional 20ft. panel cable harness with quick disconnects
- Post & wall mount hardware with S/S bolts included
- Push button OFF/AUTO on switch
- 64 LEDs, 350 lumens, 120° spread (40ft. dia. @ 10ft.H)
- Dusk activation, motion on range-16ft. detection
- Working temp, -15° F to 140° F
- 6 hour sunlight charge= 80 | 120 second on/off cycles
- 3 year warranty



20ft. Solar Panel Extension Cable \$14.95



Solar Panel & Light Post Mount Kit \$169.95

- Fits Square/Round canopy posts
- Easy seasonal removal
- All aluminum
- Includes all mounting hardware





Solar Security Lights

The wireless AlleyCat security light automatically comes on when motion is detected within 10 ft. of the fixture. The fixture automatically shuts off after 1 minute. Each 8 hour charge of sunlight provides 100 | 60 second on/off cycles. Provides reliable bright illumination for added security and safety.

Features

- Rain-proof, IP65 metal housing
- Integrated-no external wires
- High capacity, long life 2000mAH, 7.4V lithium battery
- 5w Crystalline silicone panel
- 10ft. Post & wall mount hardware with S/S bolts included
- Push button OFF/AUTO on switch
- 64 LEDs, 350 lumens, 120° spread (40ft. dia. @ 10ft.H)
- Dusk activation, motion on range-16ft. detection
- Working temp, -15° F to 140° F
- 8 hour sunlight charge= 100 | 60 second on/off cycles
- Available in WHITE, BLACK or BROWN finish
- 3 year warranty
- Dimensions 9.5" x 12" x 2"



Top side



White

Black

Brown

AlleyCat Solar Security Light
\$174.95

AlleyCat Mounting Post
2" X 10ft.

Aluminum Post \$189.95

BL2/10-MP

- Aluminum
- Mounting sleeve
- 2" dia x 10ft.

Great For Garages | Boat Docks | Door Entrances | Construction Sites



Surface or Post Mounts





Great for Boat Docks



Optional Post



2425 W. Industrial Blvd.
Long Lake, MN, USA 55356



FREE DESIGN SERVICES

Create a beautiful nighttime outdoors with our complimentary design services. Our "illuminologists" can help with fixture spacing, cable layouts, and installation tips. Visit TouchStoneLights.com to make an appointment.