

 **BREED**



2023

IGNITE YOUR OUTDOOR LIVING

From relaxing nights with loved ones to entertaining and grilling with friends, we are constantly looking for ways to help you have the best 'around the fire' experience.

We want to invite you along as we explore all the solutions to create the best memories possible—no matter what your adventure may be.





SMOKELESS
FIRE PITS

4



FIRESIDE
FURNITURE

18



OVER THE FIRE
COOKING WITH
DEREK WOLF

24



LIVE-FIRE
COOKING

30



ACCESSORIES
& GEAR

38



HOW TO GET BURNING

48

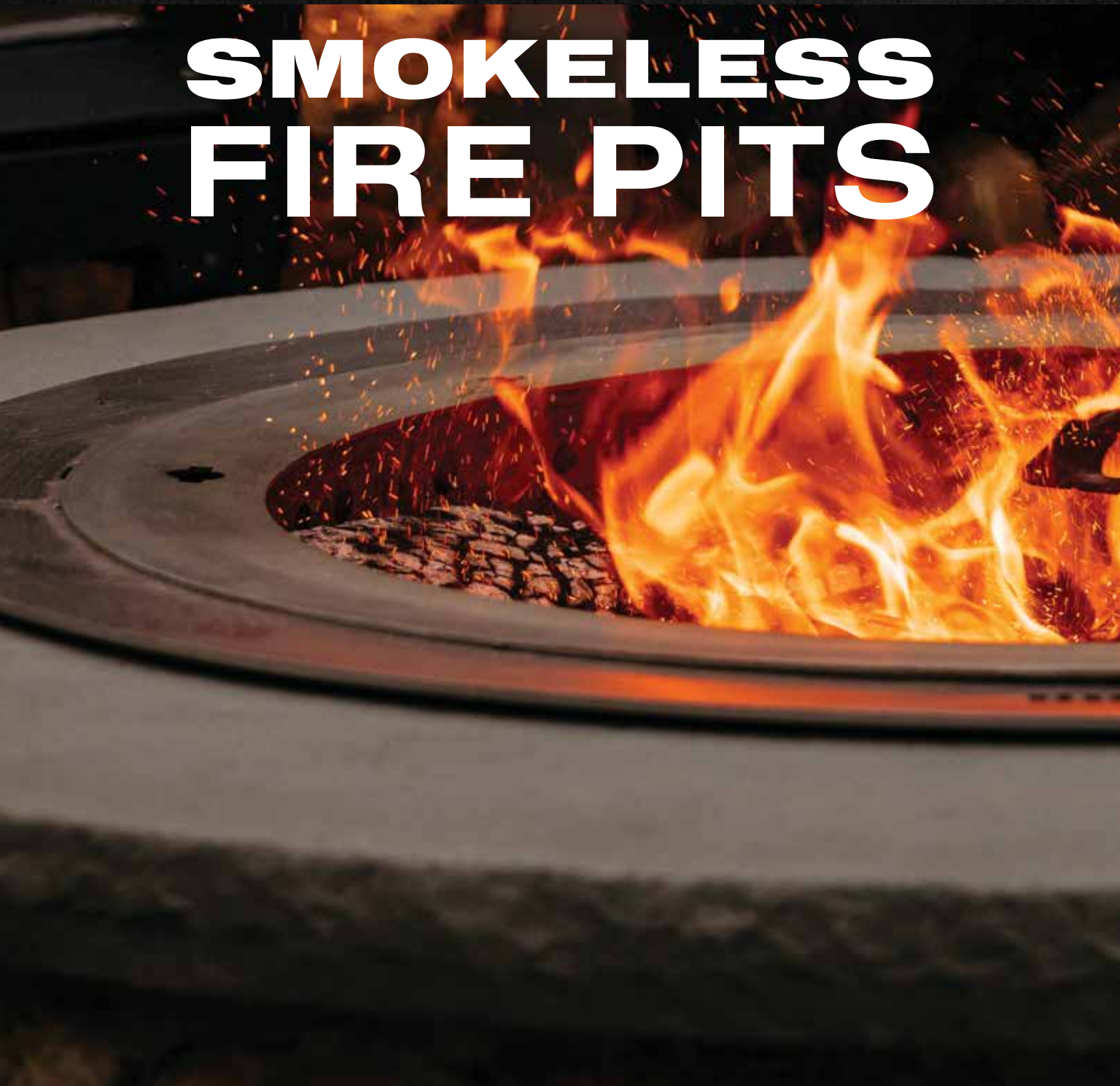



BUILD YOUR OWN

50



SMOKELESS FIRE PITS





Breco X Series® 30 Fire Pit
with Insert Ring in stone
surround

X SERIES®
Y SERIES™
LUXEVE®

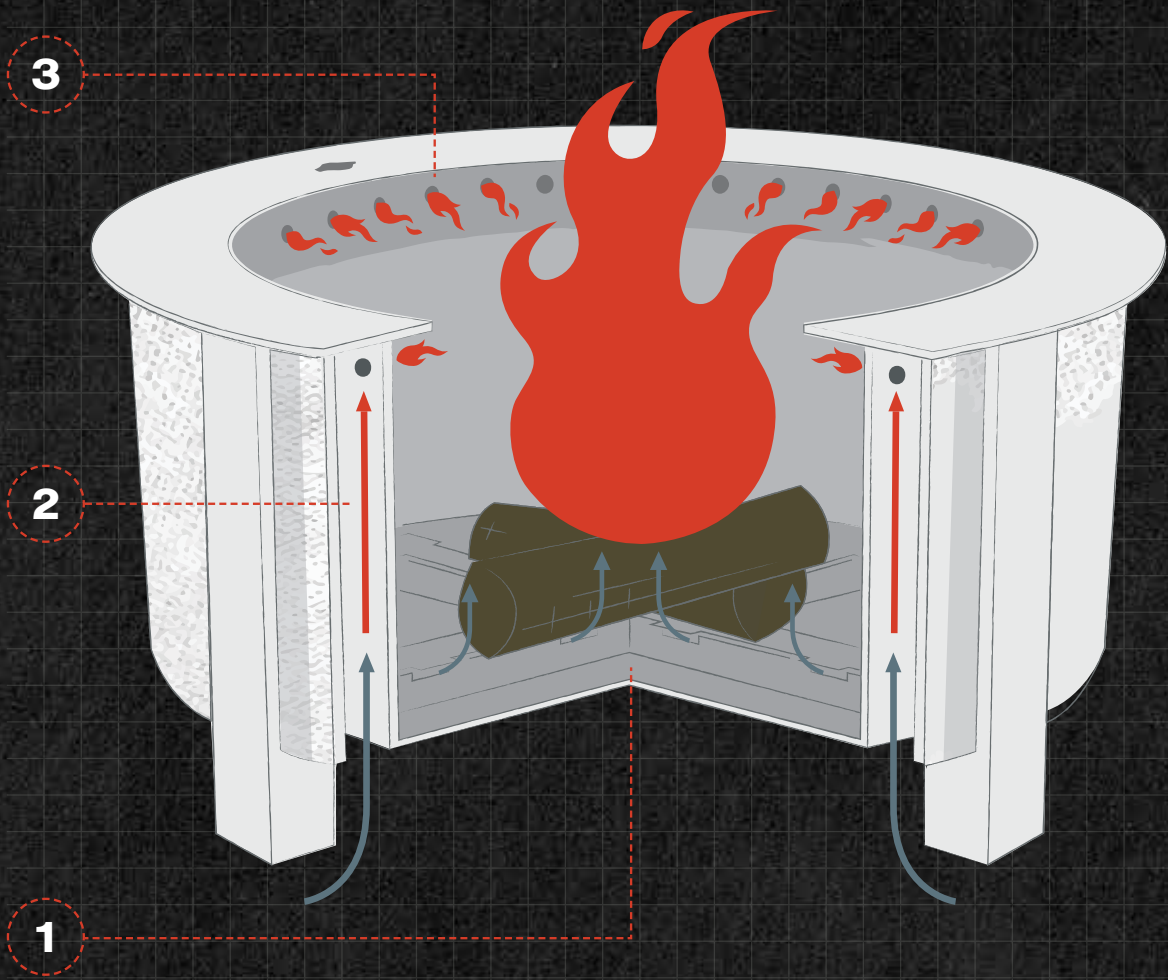


HOW WE'RE SMOKELESS

ENJOY THE FIRE WITHOUT THE HASSLE

Fires are made when quality fuel, sufficient heat, and oxygen meet. Smoke is the result of an imbalance in one or more of those elements. Our fire pits are designed to provide more oxygen, allowing for a hotter fire that burns its own smoke before it has the chance to escape the fire pit.





STEP 1

X AIRFLOW®

The X Airflow® raised air vent design on the bottom of the fire pit enables oxygen to feed the fire even after significant ash build up.

STEP 2

DOUBLE WALL TECHNOLOGY

Air enters a cavity at the bottom into the double wall while the fire heats the walls. Hot air rises through the gap between the two walls as the fire burns.

STEP 3

SECONDARY COMBUSTION

The hot air then exits the double wall through holes around the rim. This pressurized, heated oxygen mixes with the smoke and causes secondary combustion or reburn.



X SERIES

SMOKELESS FIRE PIT



Breco X Series® 24
Stainless Steel with
Breco Base



Breco X Series® 24
Corten Steel with Breco
Base "after Patina"



X Series 30 Stainless Steel
with Spark Screen

BRING THE WILD TO YOUR BACKYARD

The Breco X Series® elevates your campfire experience by eliminating the frustration of traditional fires and creating a centerpiece to gather around. As our most versatile fire pit, the X Series is the perfect size for hosting friends and family and includes all the cooking capabilities you'll need.

- ◆ Available in 3 sizes; X19, X24, and X30
- ◆ Two different finishes; 304 Stainless Steel and Corten Steel
- ◆ Compatible with Outpost™ Grilling System
- ◆ Elevate into a stone surround with our Insert Ring
- ◆ Made by Breco in the USA



STAINLESS STEEL
adds a sleek, modern
look to any size.



CORTEN STEEL outer
wall develops a rugged,
protective patina.

Watch our video on How
to Patina Corten Steel



HOWEVER YOU FIRE



X19

DIAMETER 22.13 in.
HEIGHT 14.75 in.
WEIGHT 47 lbs.



X24

DIAMETER 27.5 in.
HEIGHT 14.75 in.
WEIGHT 62 lbs.

X SERIES OPTIONS TO MAKE IT YOUR OWN

We strive for perfection in everything we cut, bend, stamp, and weld. But we also know that everyone's idea of perfect is a little different. Yours might revolve around flame-seared venison at a cabin, or burgers and hot dogs in the suburbs. Maybe cooking isn't your thing at all and a great fire is all you need. No matter what you're looking for in a fire pit, we have a custom finish or accessory to fit the bill.





X30

DIAMETER 34.5 in.
HEIGHT 14.75 in.
WEIGHT 94 lbs.

X SERIES CHAIRS

Our chairs are designed with an elevated seating position that keeps you in the warmth and the conversation. No more leaning too far back, or sitting on the edge of your seat.



X19
2+ CHAIRS



X24
4+ CHAIRS



X30
8+ CHAIRS

Join The Firemaster Club
to earn points and enjoy
membership benefits



X SERIES INSERT RING





Stoke the fire with
our 304™ Fire Poker



Building a surround with
the Breco X Series® 24
Corten Fire Pit

STONE MADE SMOKELESS

As much as we love the looks of our standalone models, we know there's a lot to like about classic masonry. Our Breco X Series® Insert Ring means you can continue to use your current stone or brick fire pit, but ditch the smoke. Simply drop it into place.

- ◆ Pair with any size X Series Fire Pit
- ◆ No tools or assembly required
- ◆ Stone surround not included
- ◆ Airflow for smokeless burn created from notched vents
- ◆ X19 block fire pit dimensions 22-26 in.
- ◆ X24 block fire pit dimensions 27-33 in.
- ◆ X30 block fire pit dimensions 34-39 in.
- ◆ Made by Breco in the USA

Watch our video on How
to Install Insert Ring



Y SERIES™

SMOKELESS FIRE PIT



Grill your favorite meal with the Y Series™ and Outpost™ Grill





Jess, Customer Service Manager, enjoying time with friends

TRANSIT CASE & Y SERIES LID
Available separately

Take the Y Series™ anywhere to hang out and cook



Easy-carry handle for any adventure

THE MOST CAPABLE FIRE PIT ANYWHERE

Our new Y Series™ Fire Pit is designed for portability and allows you the freedom to travel, cook, or just relax around a smokeless fire anywhere, anytime, with a variety of fuels.

- ◆ Stow or pack with collapsible legs
- ◆ Built-in heat shield
- ◆ Safely burn on composite and wood decks, patios, etc.
- ◆ Take it along with an easy-carry handle
- ◆ Extend legs to grill and cook at a comfortable height
- ◆ Only 31 lbs. and sized to carry
- ◆ Compatible with most Breeo X Series® 19 Accessories
- ◆ Designed to burn wood, lump charcoal, or pellets
- ◆ Separate Transit Case available
- ◆ Made by Breeo in the USA

Watch our video of the Y Series On-The-Go



LUXEVE®

SMOKELESS FIRE PIT



Luxeve® Earth Rust



Luxeve® Bronze Vein
with Breco Base



Luxeve® Silver Vein
with Black Glass




BACKYARD ELEVATION

Modern & elegant with clean lines and an air of sophistication, the Luxeve® Fire Pit brings class to the world of wood-burning fire pits. Designed in stainless steel with a powder-coated exterior wall and colorful fire glass around the rim, the Luxeve allows you to create your own unique look. Designed for use on patios and outdoor spaces all across the country, the Luxeve is a beautiful live-fire experience.

- ◆ Lid included
- ◆ Four exterior colors and five decorative glass colors
- ◆ 33 in. diameter
- ◆ Made by Breco in the USA

EXTERIOR COLORS



GLASS COLORS







**FUNCTIONAL
FIRESIDE
FURNITURE**

BREEO

X SERIES FURNITURE



Huck, The Grill
Dog @thegrilldog
#dogsofbreo

X Series Chair in Black with
Outrig Cupholder and Tray





Store your Breeo accessories with the X Series Table



X Series Chair & Kid's Chair in Gray

X SERIES CHAIR

The X Series Chair is built to be the ultimate campfire chair. Designed with an elevated seating position so you can engage with the fire and conversation, the X Series Chair introduces comfort and function to backyard furniture. And for the smaller fireside companions we have the X Series Kids Chair, offering the same functionality in a smaller package.

Watch our video on Furniture Testimonials




X SERIES TABLE

The X Series Table introduces multi-purpose functionality in a modern and durable design to enhance your backyard fire and cooking environment. A stable, easy-to-clean prep surface top with an adjustable shelf and storage area below for tools, gloves, and firewood for the evening.

- ◆ X19/24 SearPlate Griddle cooling/storage in back
- ◆ X19/24 Lid storage
- ◆ Compatible with our OutRig Accessories

X SERIES CHAIR COLOR OPTIONS




OUTRIG™ ACCESSORIES




Keep
your s





Keep your favorite fireside tools by
your side with the OutRig™ Tri-Hook



BREEO

Secure your drink with the OutRig™
Cupholder on the X Series Chair

Our OutRig™ Accessories lock into our T-track mounting system that you'll find on our X Series Furniture. These accessories will also work with any railing or edge from .5"-1" thick.

CUPHOLDER

Made to support everything from a wine glass to your favorite tumbler, the Cupholder makes securing your drink a breeze. With an integrated bottle opener, you'll never have to walk inside to open the next brew.

TRAY


Eliminate the struggle of balancing a plate of food on your knees and create an easily accessible surface so you can enjoy every bite. With simple swivel functionality and an easy-to-use "stow" position, leave your tray tucked away or quickly engage it for use.

POST

Mount your Outpost™ Grill onto the X Series Table for easy food preparation/serving or along the side for storage.

TRI-HOOK

Keep your live-fire cooking tools, and other fireside accessories secure and within reach around the fire pit.



Outpost™ Grill resting on the OutRig Post
mounted to the X Series Table



DEREK WOLF

@overthefirecooking



PRO TEAM MEMBER





FIRE COOKING ENTHUSIAST

AUTHOR & INFLUENCER

"In my opinion, every experience is better outside around a fire. That is why I love using the Breeo, because I already know the food will be more freakin' delicious, the stories will be more vibrant and the memories will be more memorable. We break out the Breeo because it's straightforward, smokeless, and makes some amazing food. You can control the flames easily; and when you are done cooking, you have the best fire pit on the market. Add a glass of bourbon to that night, and I am in fire-cooking heaven."







DEREK WOLF
Live-fire cooking with
Outpost™ Grilling System

SURF & TURF PINWHEELS



RECIPE FROM DEREK WOLF





INGREDIENTS

PINWHEELS

- ◆ 1 Whole Flank Steak or Skirt Steak
- ◆ 12-15 slices Prosciutto
- ◆ 2 cups Shaved Parmesan Cheese
- ◆ 1 cup Chopped Parsley
- ◆ 1.5 tbsp Kosher Salt
- ◆ 1.5 tbsp Black Pepper
- ◆ 1.5 tbsp Garlic Powder
- ◆ Canola Oil, as needed

LOBSTER MEAT SKILLET

- ◆ 4-6 oz Lobster Meat
- ◆ 2.5 oz White Wine
- ◆ 3 tbsp Clarified Butter
- ◆ 1.5 tbsp Minced Garlic
- ◆ 1 tbsp Chopped Parsley

DIRECTIONS

- 1** Lay your skirt steak out on a cutting board, slice it in half and cover it with parchment paper or plastic wrap. Using a heavy mallet or food mallet, hammer the skirt steak until it is less than ½" thick. Mix together your salt, pepper and garlic then lather your steak with oil and season both sides. Next, add a layer of sliced prosciutto followed by a layer of chopped parsley and shaved parmesan. Carefully roll the skirt steak up lengthwise to create the pinwheel. Secure the roll with two strings of butcher twine and slice between them to make two separate pinwheels. Repeat this with the rest of the skirt steak for all of the pinwheels.
- 2** Preheat your Breeo to 325-350F, adding the SearPlate™ Griddle for about 2 minutes before cooking.
- 3** Add your pinwheels to the SearPlate™ Griddle to cook for about 4-5 minutes per side or until they are 130F internal. Be sure to flip as needed to prevent the cheese from burning! As the steaks are cooking, add a cast iron skillet or wok to the center of the SearPlate Griddle. Melt your clarified butter, then add your minced garlic to simmer until golden brown. Deglaze the skillet with white wine, then add your lobster meat to cook in the butter for about 3-4 minutes until warmed. Once the lobster meat is done, garnish with chopped parsley then pull off and keep warm. Pull your steaks when done and let rest for 10 minutes.
- 4** Serve up your steaks with some lobster meat and butter over the top along with more chopped parsley for garnish. Enjoy!

Find more recipes
on our blog





LIVE-FIRE COOKING




OUTPOST™ GRILLING SYSTEM




Tomahawk steaks cooking on
Outpost™ 24 Grill featuring
Breeo Cooking Gloves.

**THE OUTPOST™ SYSTEM ALLOWS YOU TO ADD ACCESSORIES
AND LIVE-FIRE COOKING CAPABILITY TO YOUR FIRE PIT.**





Works with or without Breco®
Fire Pits, Kettle Hook with
the Outpost Grilling System



Kettle Hook and Kettle
on Outpost™ Rod



Compatible with all Breco X and Y Series Fire Pits. The system can also be used independently over almost any fire.

GRILL

Features a fully adjustable height and 360° rotation for the ultimate cooking accessory. Available in two sizes 19 and 24.

KETTLE HOOK


Designed to support the Breco Kettle and hang a variety of foods. Built with 304 stainless steel for strength and durability.

KETTLE

The Cast Iron Kettle allows you to level up your live-fire cooking game with a durable, pure cast iron kettle.

SEAR DISC

The Sear Disc slides on to your Outpost™ Rod and is designed to compliment the Outpost™ Grill. It can be used as extra space when mounted on the OutRig™ Post.



Watch our video on
Using our Outpost™ Grill
with Chef Sarah Glover



SEARPLATE™ GRIDDLE





Remove the SearPlate™ Griddle after cooking and relax around the fire.

LEVEL IT UP

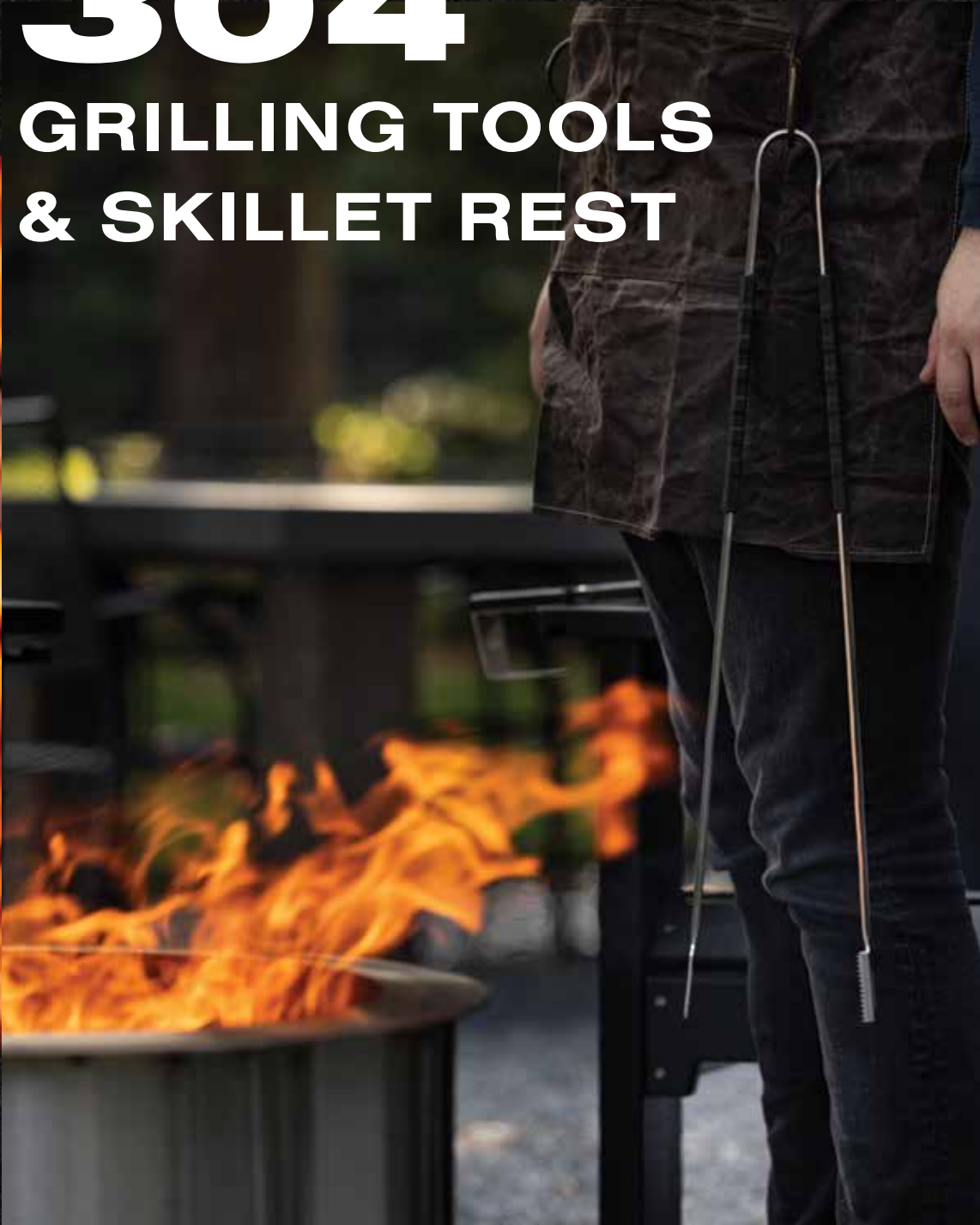
The SearPlate™ Griddle allows you to test the cooking limits of your Breeo Smokeless Fire Pit by providing a large surface area to sear and sauté a feast. Made of carbon steel, the griddle is durable and heats evenly to create an unmatched live-fire cooking experience. After completing a cook, remove the griddle, and enjoy a large view of the beautiful, smokeless flame.

- ◆ ¼ inch hot-rolled carbon steel
- ◆ Compatible with X Series and Y Series Fire Pits
- ◆ Arrives pre-oiled with food-grade oil
- ◆ Compatible with all Breeo cooking accessories
- ◆ Made by Breeo in the USA



304™

GRILLING TOOLS & SKILLET REST



**BUILT TO HANDLE THE RUGGED
DEMANDS OF LIVE-FIRE COOKING**



304™ SPATULA

This spatula is built to handle the high-heat and rugged demands of the live-fire chef. The extended length and specially beveled edges allow you to flip, scrape, and press on demand. Also great for standard grills and smokers.



304™ TONGS

These tongs are built to handle the high-heat and rugged demands of the live-fire chef. The extended length and specially designed ends allow you to grasp, flip, and adjust whatever you're cooking for optimal results. Also great for standard grills and smokers.



304™ FORK

This fork is built to handle the high-heat and rugged demands of the live-fire chef. The extended length and sharp ends allow you to poke, flip, and adjust heavier items. Also great for standard grills and smokers.



304™ SKILLET REST

The Breeo Skillet Rest is sure to increase your campfire cooking creativity. This handy device increases your available cooking surfaces, and allows you to rest items like a cast iron skillet or Breeo Cast Iron Kettle while tending to your fire or cooking on the Outpost Grill. Constructed from 100% stainless steel, you can even grill directly on the skillet rest, or place multiple rests around your X or Y series fire pit to center larger cookware directly over the fire.

ACCESSORIES AND GEAR





Blair, VP of Brand, hanging out with friends around the fire



SPARK SCREEN

Protect and ensure the safety of surrounding objects with the Spark Screen. Designed specifically for Breo Fire Pits, the spark screens are the perfect size and are built to secure onto your fire pit for maximum performance.

- ◆ 304 Stainless Steel construction
- ◆ Hinged design allows for easy access to fire
- ◆ X and Y Series models include stabilizing clip that attaches to Outpost insert hole



BREEO BASE

Burn your Breo X Series® or Luxeve® Fire Pit just about anywhere without worry. From your natural stone or concrete patio, to your wood or composite deck—even wood chips and blacktop—the Breo Base protects what's underneath so you can enjoy the fire above.

- ◆ Multi-surface safe: natural stone, block, poured concrete, wood, composite material, asphalt, wood chips, etc.
- ◆ Superior airflow and heat protection
- ◆ Easy to use and low maintenance
- ◆ Stainless steel construction
- ◆ Compatible with all X Series and Luxeve Fire Pits
- ◆ Made by Breo in the USA





OUTPOST™ HEAT DEFLECTOR

Designed to work with our Outpost™ Rod, the Outpost™ Heat Deflector is purposefully designed to maximize hot airflow out from the fire pit to keep you warm. It is the **ONLY** adjustable heat deflector available today, and is built to outperform and outlast other heat deflectors on the market. Experience our heatwave technology and stay warm by the fire the whole year 'round.

- ◆ Adjustable height
- ◆ Stainless Steel construction
- ◆ Compatible with X Series and Y Series™ Fire Pits
- ◆ Made by Breeo in the USA

Watch our video on
Heat Deflector FAQ





X SERIES LID

A durable, 304 stainless steel lid built for your Breco X Series® Fire Pit. Keep rain, debris, and the elements outside of your fire pit to ensure a smokeless burn and use it as a tabletop for nights with no fire.

- ◆ 304 Stainless Steel construction
- ◆ Four 'locking tabs' on outer edges
- ◆ Made by Breco in the USA



X SERIES FIRE PIT COVER

The Breco Fire Pit Cover is designed to add an extra layer of protection to your X Series Fire Pit to keep its aesthetic perfection. Keep your fire pit clean and prevent debris from gathering inside your fire pit.

- ◆ Made with water-resistant, marine-grade fabric
- ◆ Drawstring for secure fit
- ◆ Locally sewn in Lancaster, PA





Y SERIES™ LID

Keep the inside of your fire pit dry with the Y Series™ Lid. This adventurous design allows you to lock it down for travel and help protect any supplies you might have inside. This is also a great accessory to have for those that also use your Y Series at home.

- ◆ 304 Stainless Steel construction
- ◆ Dual cam-style locking mechanism
- ◆ Compatible with the Y Series Transit Case



Y SERIES™ TRANSIT CASE

This rugged, soft-structure case encloses your Y Series™ Fire Pit to keep dust and ash inside while protecting items that may be traveling along for the ride. The padded, zippered case has a water-resistant lid and bottom with tough SunMaster™ fabric sides. A small opening on the side also allows access to the built-in fire pit handle for easy carrying. This case is also great if you plan to stow any supplies inside the fire pit while in transit.

- ◆ Water-resistant lid and bottom
- ◆ Durable SunMaster™ fabric sides
- ◆ Zipper closure and padded construction
- ◆ Attached nylon handles (two)
- ◆ Stainless steel D-rings (four) for strapping down—also work as bottle openers
- ◆ Heavy-duty vinyl interior for easy cleaning



BREEO ASH SHOVEL

Maintain your fire pit to keep a smokeless burn. Use the Ash Shovel to clean your fire pit with a tool designed specifically to clean around the Breeo Patented X Airflow™ system.

- ◆ 304 Stainless Steel construction
- ◆ Made by Breeo in the USA



WATERPROOF FIRESTARTERS

These high-quality fire starters are compact, waterproof, and help you get a fire going quickly and easily. From your backyard to a bug-out bag, you can't go wrong with these little powerhouses. Simply pull the cotton plug apart, ignite it, and add kindling.

- ◆ 50 fire starter plugs
- ◆ Up to 8 minutes of burn time
- ◆ Waterproof, windproof, and quick ignite
- ◆ Non-toxic, odorless, and eco-friendly
- ◆ 30-year shelf life
- ◆ Made in the USA





304™ FIRE POKER

Stoke the fire and get it burning bright with this well balanced yet sturdy fire burning tool. Made for outdoor fire pits but useful anywhere a fire is burning—we made this for the serious Firemaster.

- ◆ 304 Stainless Steel construction
- ◆ Full-grain leather hanging loop
- ◆ Multi-use tip
- ◆ Well balanced for extended use
- ◆ High thermal mass (handle stays cool)
- ◆ 40" long / 2lbs. 3oz.
- ◆ Made by Breeo in the USA



304™ DOCK & DOCK XL

The perfect storage solution for Firemasters. These well-thought-out devices accept our most popular accessories.

- ◆ Made of 304 stainless to endure the elements
- ◆ Use inside or out
- ◆ **The Dock holds:**
 - X19 or X24 Lid • X19 or X24 Outpost Grill
 - X19 or X24 SearPlate Griddle • Outpost Rod
 - 304 Fire Poker • Extra Accessory Slot
- ◆ **The Dock XL holds:**
 - X19, X24, or X30 Lid • (2) X19 or X24 Outpost Grills
 - X19, X24, or X30 SearPlate Griddle • (2) Outpost Rods
 - 304 Fire Poke • X19 or X24 Heat Deflector
 - (2) Outpost Sear Discs



WAXED CANVAS APRON

Designed with live-fire cooking in mind, this rugged apron is also at home in your shop, or doing chores around the homestead. Constructed from tough waxed canvas that is fire-resistant and doesn't absorb grease. This doesn't just look the part, it's a workhorse.

- ◆ Adjustable leather straps
- ◆ Multiple pockets
- ◆ Multiple D rings for hanging tools, towels, etc.



LEATHER FIRE GLOVES

These heavy-duty leather gloves are a must have for a true firemaster. Overbuilt with an extra layer of leather on the palm and an added protection of air-isolated aluminum built in that insulates and reflects heat. Most gloves just don't have this level of protection.

- ◆ Heat resistant
- ◆ One size fits all



GRILLING GLOVES

These versatile high-quality gloves protect you from heat while also offering cut protection. High on performance but lighter weight than fire gloves, allowing for great dexterity when cooking and working around the fire.

- ◆ Heat resistant
- ◆ One size fits all
- ◆ Machine washable



LEATHER GRILLING APRON

Whether a BBQ guru, a backyard chef, or just a dabbler in all things grilling, this apron is the perfect option for you! Handcrafted right here in Lancaster, PA from the highest quality leather, this 100% leather apron features two pockets, an adjustable neck strap, and an impressive branded center patch.

- ◆ 100% Genuine Top-grain Vegetable-tanned Leather
- ◆ Solid Copper Rivets and Brass Hardware
- ◆ Adjustable neck strap
- ◆ Two 6"x6" pockets



Jonathan, Breco co-founder

HATS

Represent the Breco community by adding a branded cap to your wardrobe. A comfortable, practical, and attractive hat for everyone proud of their Breco experience.

- ◆ Snapback Closure
- ◆ One Size Fits All
- ◆ Multiple designs and colors



SHIRTS

Represent the Breco community by adding a branded tee to your wardrobe. A comfortable, practical, and attractive shirt for everyone proud of their Breco experience.

- ◆ Multiple size options, designs, and colors
- ◆ 100% Combed Ring-Spun Cotton

HOW TO BUILD THE ULTIMATE SMOKELESS FIRE

There are 3 categories of fuel needed to get your fire burning: firestarter/tinder, kindling, and split wood or main fuel. Each of these fuel types contributes to the overall health and performance of your fire throughout the burn. Using high-quality, very dry materials is extremely important.



1. FIRESTARTER

Start with a good firestarter such as our Waterproof Firestarters or wax-dipped tumbleweed or fatwood (resin-soaked pine) pieces. Shredded newspaper or cardboard will also work. Using a natural firestarter is important in preventing carcinogens and gas flavor or smell from permeating your fire.



2. KINDLING

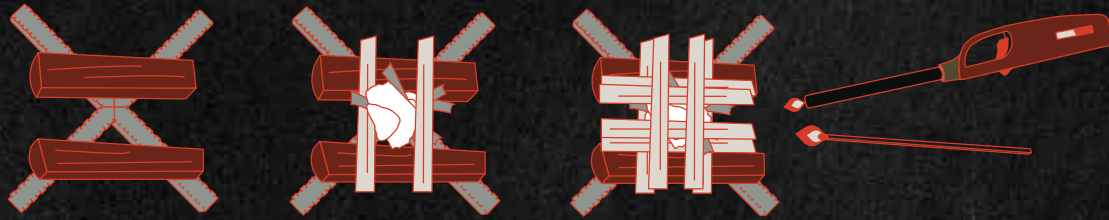
We recommend very dry softwoods split down between .5" and 1.5" in diameter. Dried, untreated 2" x 4"s or anything similar will make great kindling, just make sure to split them down into small enough pieces.



3. SPLITWOOD

Lastly, you have your main fuel. This will be dried, split wood as small as 2" and no bigger than 4" in diameter, and cut to fit inside the fire pit. Your firewood must be thoroughly dried. If you're planning to cook, hardwoods are ideal.





STEP 1

BUILD A LOG CABIN

Start with 2 pieces of split wood and lay them parallel to each other over the X Airflow® system to create airflow beneath your fire. Then, stack two pieces of kindling perpendicular across the split wood, and place your firestarter in the center of the four walls. Continue stacking the kindling until it approaches the top quarter of your fire pit (about 4-5 layers), filling the center with firestarter as you go.

STEP 2

LIGHT IT UP

Using a grill lighter or a long match, light the firestarter at the bottom of the log cabin. We don't recommend using small matches, as they can be hazardous and are difficult to use when you're reaching into the bottom of the fire pit.



STEP 3

FEED THE FLAMES

Once your kindling starts turning black and the fire begins licking up through the pieces, you can begin adding small pieces of split wood. Add 1-2 pieces of wood at a time to keep the fire at a relatively consistent temperature and height throughout the burn. As you place your split wood on the fire, your log cabin will begin to break apart. Continue adding wood to the perimeter of the fire when needed, making sure the wood is never above the fire pit rim.



STEP 4

LET IT BURN OUT

The recommended method for putting out your fire is to let it burn out. This creates the least amount of ash which results in easy clean-up. DO NOT pour water over the fire pit or leave the fire unattended. If you do need to walk away for any reason be sure to use a spark screen and make sure there is nothing nearby that could catch fire or get damaged.

Watch our video on
How To Start A Fire



BYOB

BUILD YOUR OWN BREEO

For the first time ever, customize your Breeo X Series® Smokeless Fire Pit to fit your unique lifestyle. Choose your finish from either 304 Stainless Steel or Corten Steel, pick your size, and add your accessories in our new online Fire Pit Builder. Best of all, there's no assembly required for you. Your custom X Series will show up at your door exactly how you designed it and ready for you to Fire it Up!



Visit our Fire Pit Builder

BRINGING PEOPLE TOGETHER IS AT THE CORE OF WHAT WE DO



If we're not hanging out around the fire, we're probably chatting about what we'll be cooking up over it later today. So, yeah, we love talking about the stuff we design and build.

If you have a question, or need help with anything, we're here Mon-Fri 9am-4pm EST and would love to hear from you. Why during that time? Because we live and work right here in Lancaster PA, and having real people behind real products gives you the best service and up-to-date information possible.

Visit our Customer Service Page





BREEO.COM

(800) 413-9848

CONTACT@BREEOLLC.COM

© 2023 Breeo LLC. All rights reserved. 7/23

